

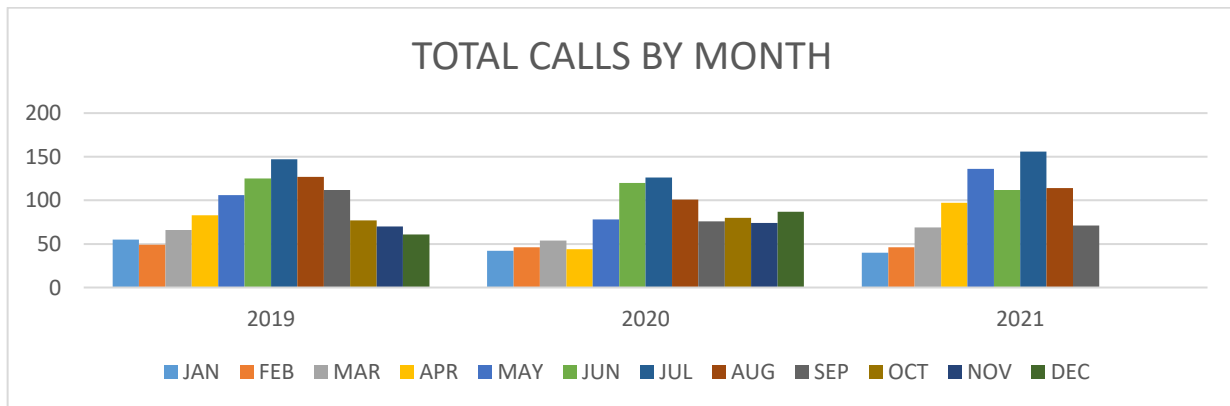


## MONTHLY REPORT SEPTEMBER 2021



FIRE	EMS	RESCUE	HAZ-MAT	SERVICE	OTHER
<b>2</b>	<b>40</b>	<b>4</b>	<b>1</b>	<b>1</b>	<b>23</b>

	<b>YEAR TO DATE TOTAL CALLS</b>	<b>SEPTEMBER TOTAL CALLS</b>
<b>2020</b>	687	76
<b>2021</b>	841	71
<b>DIFFERENCE FROM PRIOR YEAR</b>	<b>22.42%</b>	<b>-6.58%</b>



	JAN	FEB	MAR	APR	MAY	JUN	JUL	AUG	SEP	OCT	NOV	DEC
<b>2019</b>	55	49	66	83	106	125	147	127	112	77	70	61
<b>2020</b>	42	46	54	44	78	120	126	101	76	80	74	87
<b>2021</b>	40	46	69	97	136	112	156	114	71			



---

## MONTHLY REPORT SEPTEMBER 2021

### NOTABLE EVENTS / CALL HIGHLIGHTS

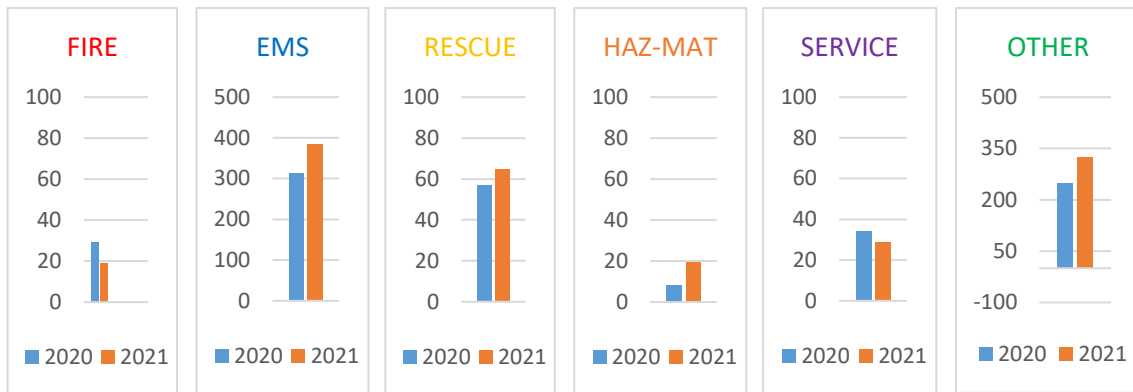
- 09/02/2021 Fire crews responded to an appliance fire at the Harris Teeter. The caller stated that they had a fire in one of the ovens. Upon arrival, fire department personnel were met by employees of the store who showed them where the fire had occurred. The fire had already been extinguished. Firefighters searched the area for any possible fire extension or hazards and did not find any further issues. All units cleared from the scene and returned to service.
- 09/02/2021 Fire crews responded to an auto versus pedestrian accident near 5757 Palm Boulevard. Fire department personnel provided patient care for an individual with traumatic injuries. Patient care was transferred to Charleston County Emergency Medical Services upon their arrival. Firefighters assisted with patient packaging and loading. All units cleared from the scene and returned to service.
- 09/14/2021 Fire crews responded to 5757 Palm Boulevard for a possible outside fire. Upon arrival, fire department personnel found that the contents of a trashcan had been burning. The fire was extinguished prior to the arrival of the firefighters. The area was checked for any fire extension or hazards. None were found. All units cleared from the scene and returned to service.
- 09/17/2021 Fire Marshal Stafford set-up and staffed a fire safety education table for the City of Isle of Palms Wellness Fair at the Isle of Palms Recreation Center.
- 09/18/2021 Fire Marshal Stafford set-up and staffed a car seat safety display and provided car seat installations at the Target parking lot in Mount Pleasant.
- 09/23/2021 Interim Chief Briscoe started his first day with the City of Isle of Palms Fire Department.
- 09/30/2021 Firefighter Cody Marlow was awarded the City of Isle of Palms Employee of the Quarter.



## MONTHLY REPORT SEPTEMBER 2021

### INCIDENT TYPE

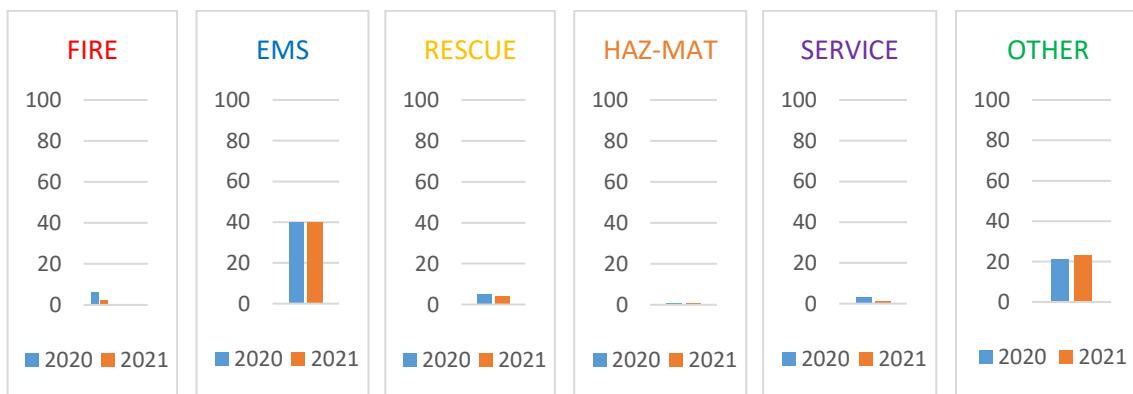
#### ANNUAL YEAR TO DATE ANALYTIC COMPARISONS



<b>2020</b>	<b>29</b>	<b>312</b>	<b>57</b>	<b>8</b>	<b>34</b>	<b>247</b>
<b>2021</b>	<b>19</b>	<b>385</b>	<b>65</b>	<b>19</b>	<b>29</b>	<b>324</b>
<b>DIFFERENCE FROM PRIOR YEAR</b>	<b>-34.48%</b>	<b>23.40%</b>	<b>14.04%</b>	<b>137.50%</b>	<b>-14.71%</b>	<b>31.17%</b>

### INCIDENT TYPE

#### SEPTEMBER MONTHLY ANALYTIC COMPARISONS



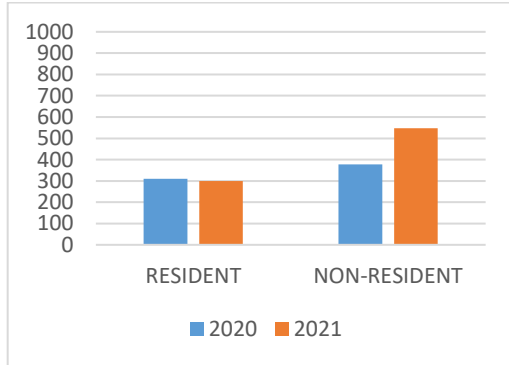
<b>2020</b>	<b>6</b>	<b>40</b>	<b>5</b>	<b>1</b>	<b>3</b>	<b>21</b>
<b>2021</b>	<b>2</b>	<b>40</b>	<b>4</b>	<b>1</b>	<b>1</b>	<b>23</b>
<b>DIFFERENCE FROM PRIOR YEAR</b>	<b>-66.67%</b>	<b>0.00%</b>	<b>-20.00%</b>	<b>0.00%</b>	<b>-66.67%</b>	<b>9.52%</b>



## MONTHLY REPORT SEPTEMBER 2021

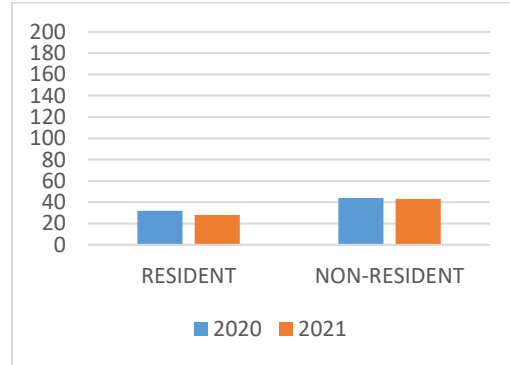
### RESIDENCY TYPE ANALYTIC COMPARISONS

**ANNUAL YEAR TO DATE TOTAL CALLS**



<b>2020</b>	<b>310</b>	<b>377</b>
<b>2021</b>	<b>299</b>	<b>547</b>
<b>DIFFERENCE FROM PRIOR YEAR</b>	<b>-3.55%</b>	<b>45.09%</b>

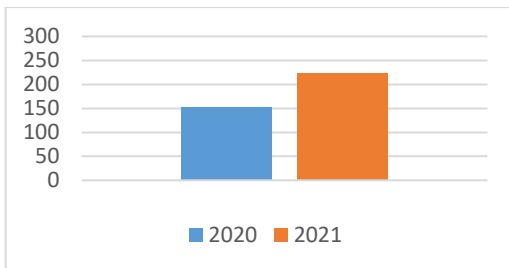
**SEPTEMBER MONTHLY TOTAL CALLS**



<b>2020</b>	<b>32</b>	<b>44</b>
<b>2021</b>	<b>28</b>	<b>43</b>
<b>DIFFERENCE FROM PRIOR YEAR</b>	<b>-12.50%</b>	<b>-2.27%</b>

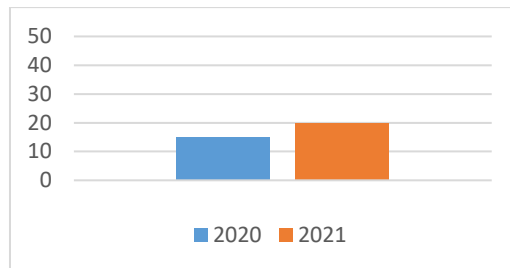
### TOTAL CALLS IN WILD DUNES

**ANNUAL YEAR TO DATE TOTAL CALLS**



<b>2020</b>	<b>152</b>
<b>2021</b>	<b>224</b>
<b>DIFFERENCE FROM PRIOR YEAR</b>	<b>47.37%</b>

**SEPTEMBER MONTHLY TOTAL CALLS**

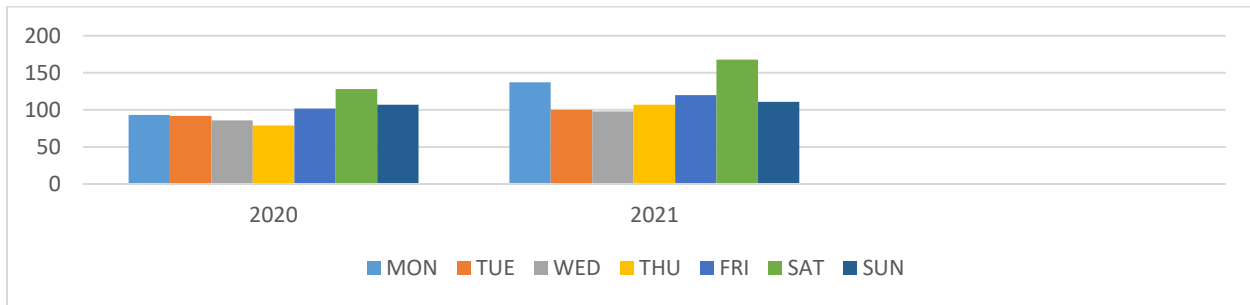


<b>2020</b>	<b>15</b>
<b>2021</b>	<b>20</b>
<b>DIFFERENCE FROM PRIOR YEAR</b>	<b>33.33%</b>



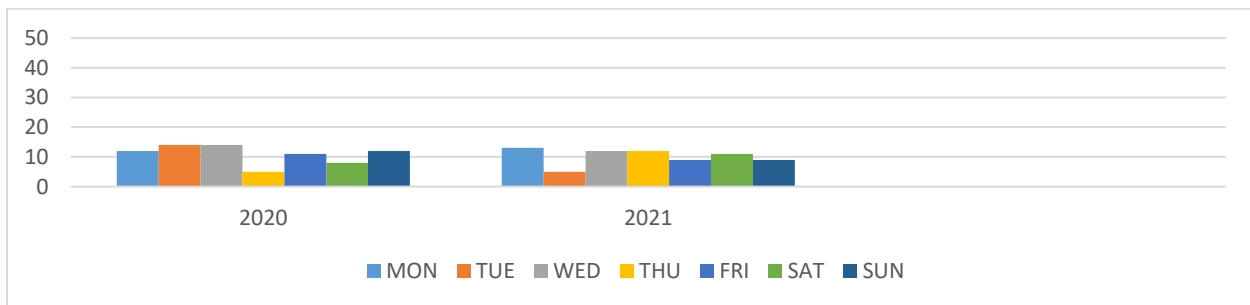
## MONTHLY REPORT SEPTEMBER 2021

### YEAR TO DATE CALLS BY DAY OF THE WEEK



	MON	TUE	WED	THUR	FRI	SAT	SUN
<b>2020</b>	93	92	86	79	102	128	107
<b>2021</b>	137	100	98	107	120	168	111
<b>DIFFERENCE FROM PRIOR YEAR</b>	<b>47.31%</b>	<b>8.70%</b>	<b>13.95%</b>	<b>35.44%</b>	<b>17.65%</b>	<b>31.25%</b>	<b>3.74%</b>

### SEPTEMBER CALLS BY DAY OF THE WEEK



	MON	TUE	WED	THUR	FRI	SAT	SUN
<b>2020</b>	12	14	14	5	11	8	12
<b>2021</b>	13	5	12	12	9	11	9
<b>DIFFERENCE FROM PRIOR YEAR</b>	<b>8.33%</b>	<b>-64.29%</b>	<b>-14.29%</b>	<b>140.00%</b>	<b>-18.18%</b>	<b>37.50%</b>	<b>-25.00%</b>



## MONTHLY REPORT SEPTEMBER 2021

### YEAR TO DATE CALLS BY DISTRICT

	DISTRICT 1	DISTRICT 2	OUT OF JURISDICTION
<b>2020</b>	400	259	28
<b>2021</b>	459	358	24
DIFFERENCE FROM PRIOR YEAR	<b>14.75%</b>	<b>38.22%</b>	<b>-14.29%</b>

### SEPTEMBER CALLS BY DISTRICT

	DISTRICT 1	DISTRICT 2	OUT OF JURISDICTION
<b>2020</b>	49	25	2
<b>2021</b>	40	30	1
DIFFERENCE FROM PRIOR YEAR	<b>-18.37%</b>	<b>20.00%</b>	<b>-50.00%</b>

### YEAR TO DATE CALLS BY SHIFT

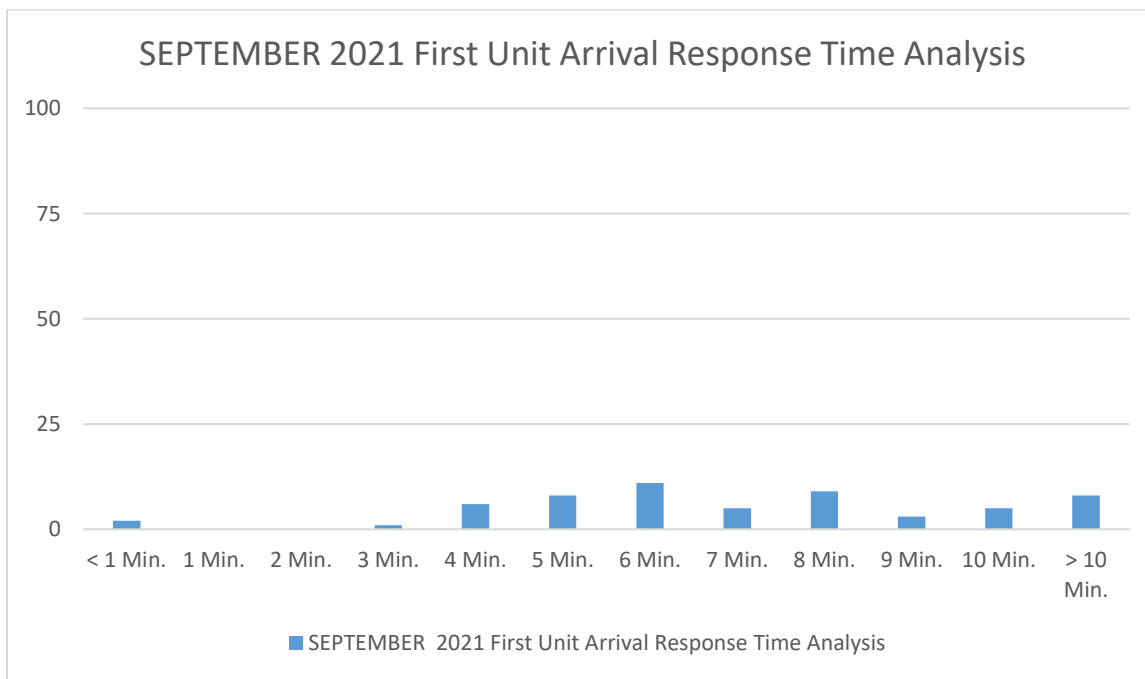
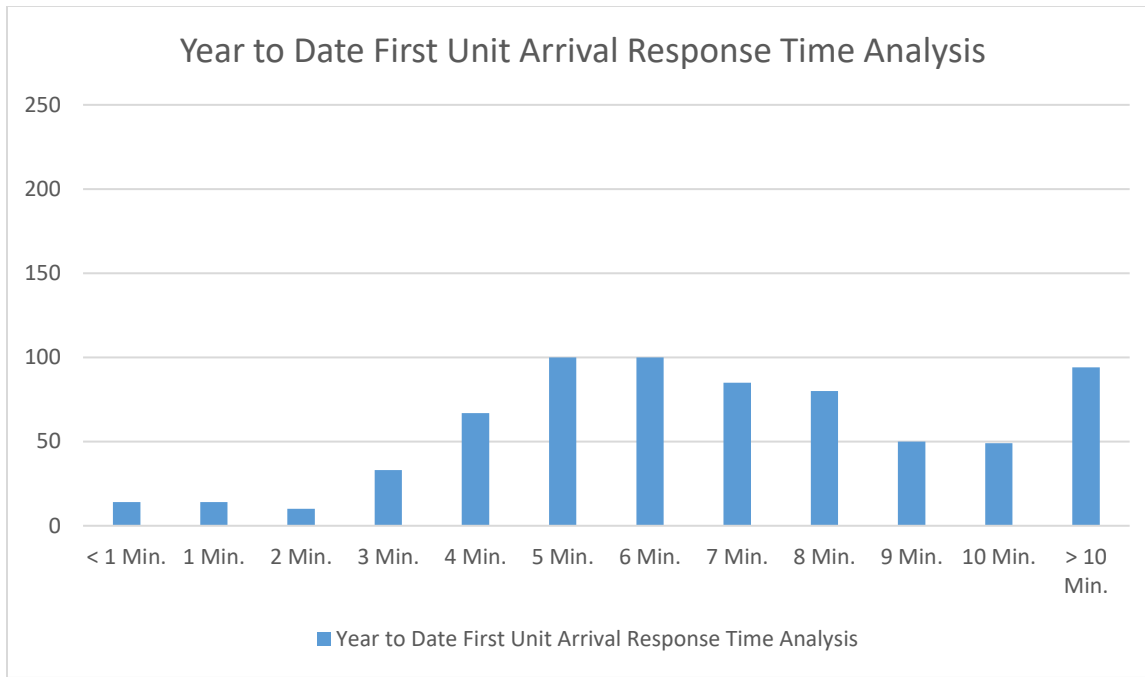
	A-SHIFT	B-SHIFT	C-SHIFT
<b>2020</b>	241	228	218
<b>2021</b>	272	288	281
DIFFERENCE FROM PRIOR YEAR	<b>12.86%</b>	<b>26.32%</b>	<b>28.90%</b>

### SEPTEMBER CALLS BY SHIFT

	A-SHIFT	B-SHIFT	C-SHIFT
<b>2020</b>	26	23	27
<b>2021</b>	24	28	19
DIFFERENCE FROM PRIOR YEAR	<b>-7.69%</b>	<b>21.74%</b>	<b>-29.63%</b>

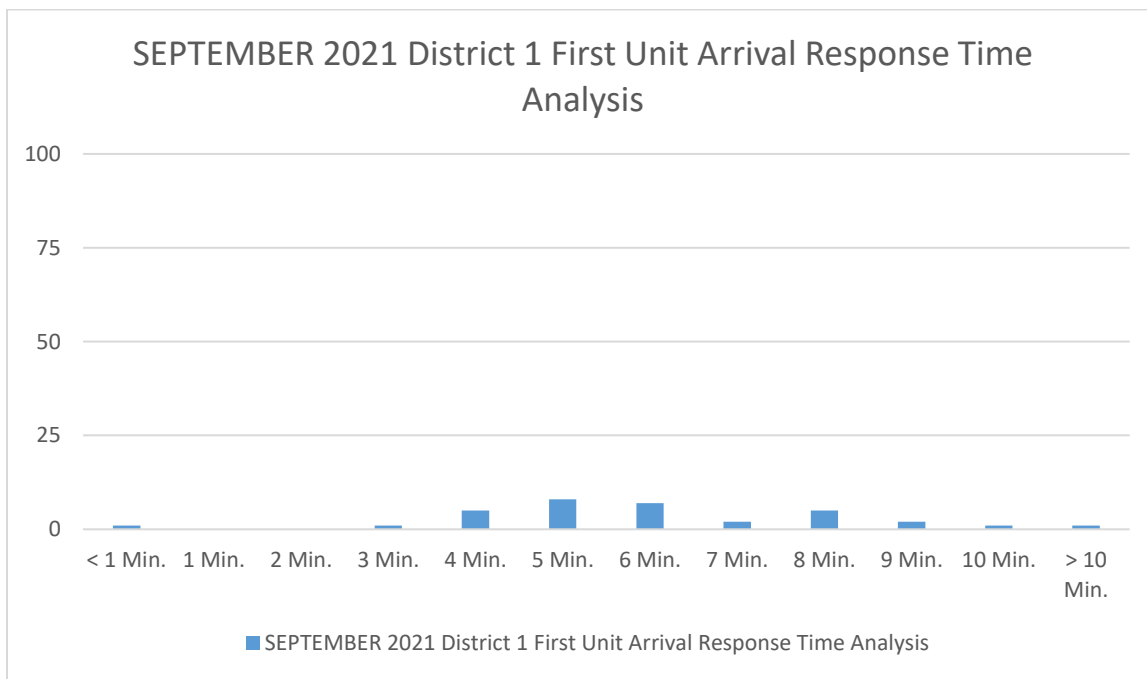
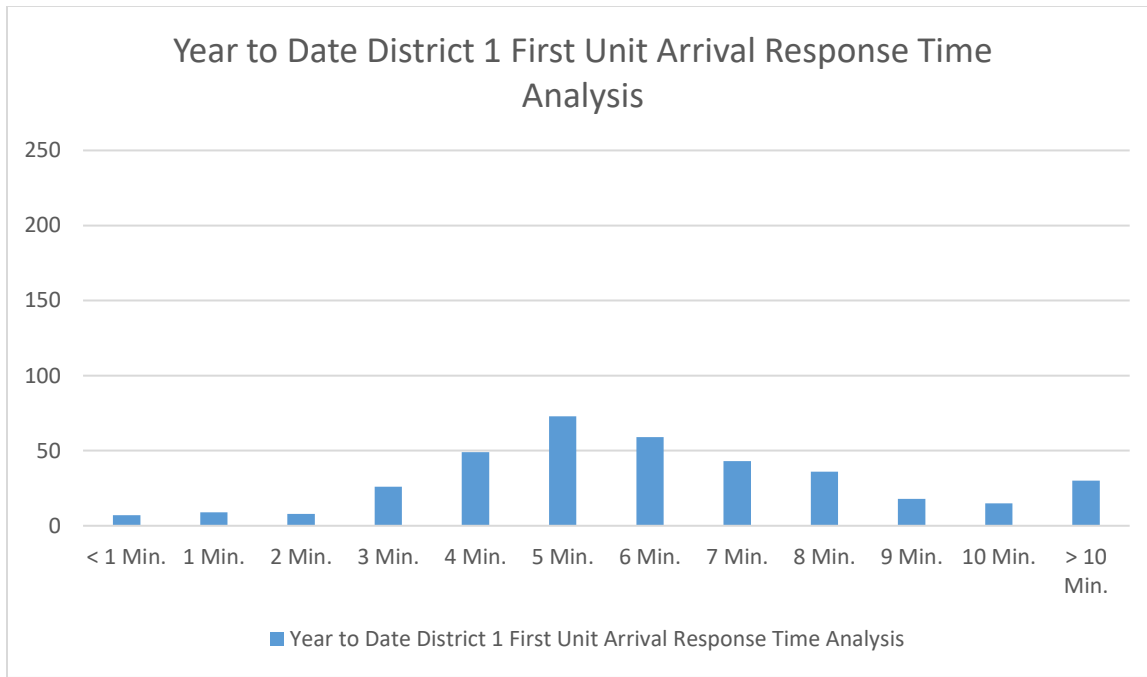


## MONTHLY REPORT SEPTEMBER 2021





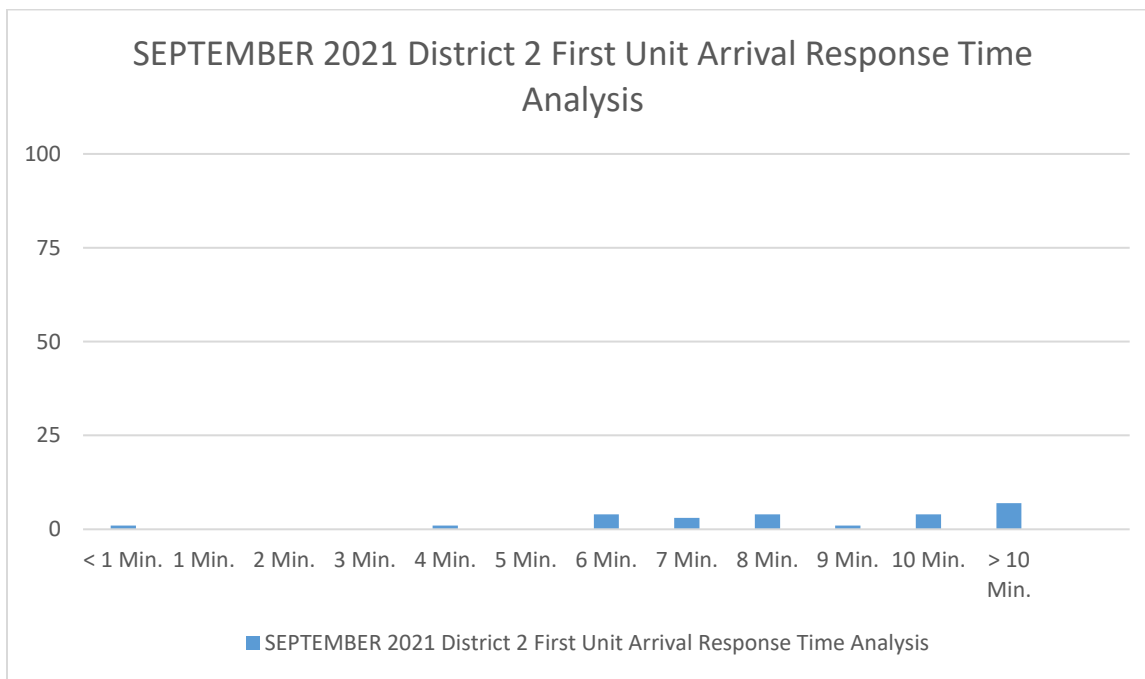
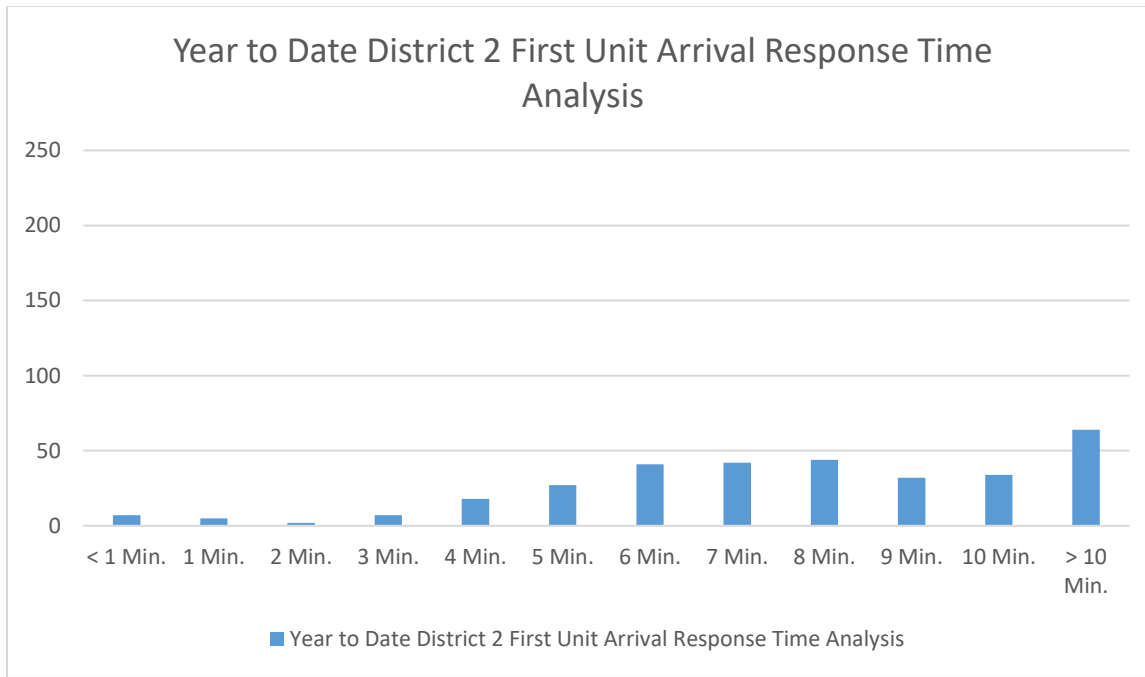
## MONTHLY REPORT SEPTEMBER 2021







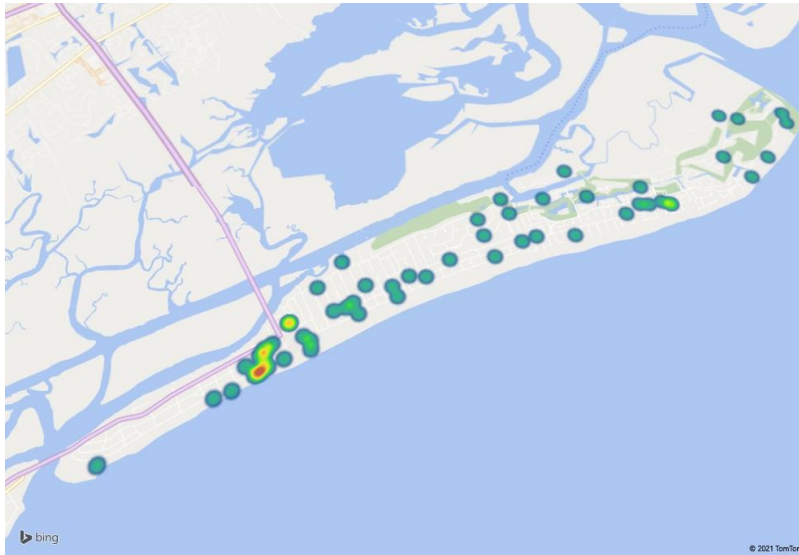
## MONTHLY REPORT SEPTEMBER 2021





## MONTHLY REPORT SEPTEMBER 2021

### SEPTEMBER 2021 All Calls



### SEPTEMBER 2021 EMS Calls

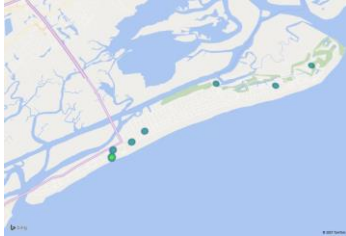




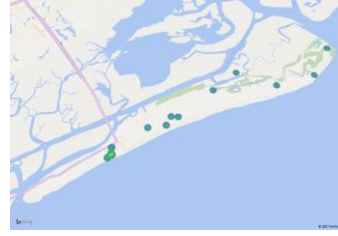
---

## MONTHLY REPORT SEPTEMBER 2021

**SEPTEMBER 2021 Sunday Calls**



**SEPTEMBER 2021 Monday Calls**



**SEPTEMBER 2021 Tuesday Calls**



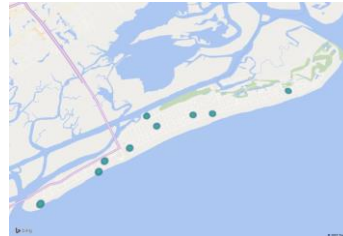
**SEPTEMBER 2021 Wednesday Calls**



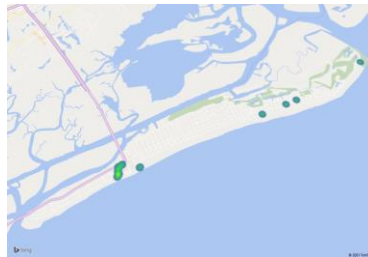
**SEPTEMBER 2021 Thursday Calls**



**SEPTEMBER 2021 Friday Calls**



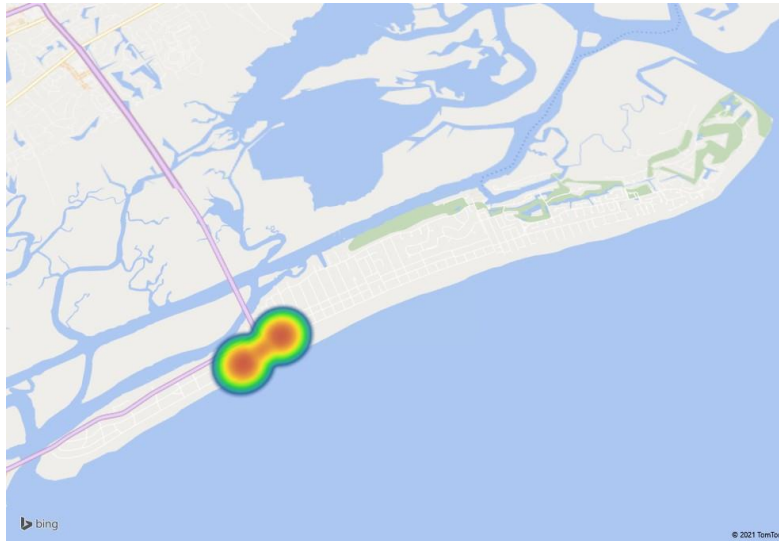
**SEPTEMBER 2021 Saturday Calls**





## MONTHLY REPORT SEPTEMBER 2021

### SEPTEMBER 2021 Resident Calls



### SEPTEMBER 2021 Non-Resident Calls

