


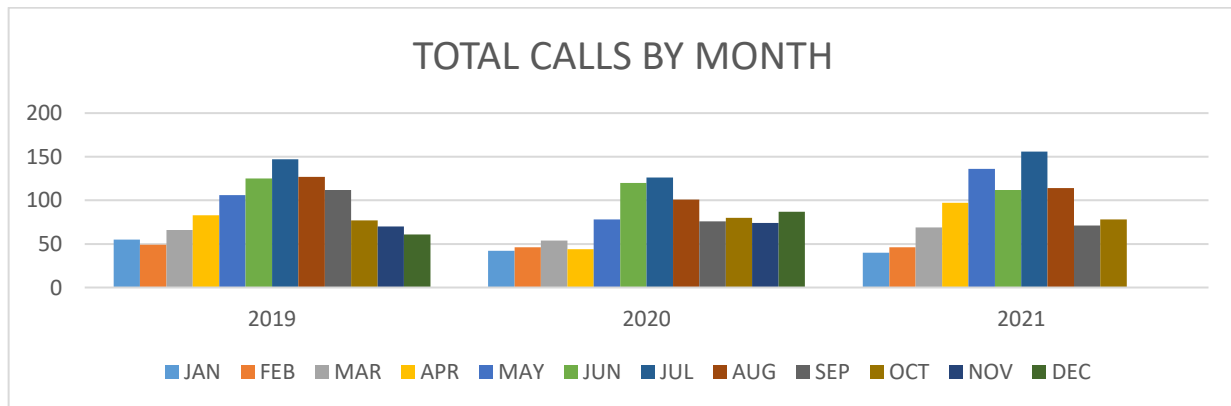


## MONTHLY REPORT OCTOBER 2021



FIRE	EMS	RESCUE	HAZ-MAT	SERVICE	OTHER
<b>1</b>	<b>43</b>	<b>4</b>	<b>0</b>	<b>1</b>	<b>29</b>

	<b>YEAR TO DATE TOTAL CALLS</b>	<b>OCTOBER TOTAL CALLS</b>
<b>2020</b>	<u>767</u>	<u>80</u>
<b>2021</b>	<u>919</u>	<u>78</u>
<b>DIFFERENCE FROM PRIOR YEAR</b>	<b>19.82%</b>	<b>-2.50%</b>



	JAN	FEB	MAR	APR	MAY	JUN	JUL	AUG	SEP	OCT	NOV	DEC
<b>2019</b>	55	49	66	83	106	125	147	127	112	77	70	61
<b>2020</b>	42	46	54	44	78	120	126	101	76	80	74	87
<b>2021</b>	40	46	69	97	136	112	156	114	71	78		



---

## MONTHLY REPORT OCTOBER 2021

### NOTABLE EVENTS / CALL HIGHLIGHTS

- 10/02/2021 Firefighter Puckhaber and Volunteer Nestler assisted with the Isle of Palms Connector Run and Walk.
- 10/02/2021 Fire crews responded to the beach near Breach Inlet in regard to a shark trapped in a tidal pool. Fire personnel found an approximately 3-foot Bonnethead shark swimming around in a tidal pool. Firefighters were unable to relocate the shark but found the tidal pool to be large enough to accommodate the shark until the tide rose again. All units cleared from the scene and returned back to service.
- 10/03/2021 Battalion Chief Eagle, Engineers Gray and Heyward, and Firefighters Marlow and Sorger made an appearance at the Isle of Palms Recreation Center for a birthday party.
- 10/05/2021 Fire Inspector Travis Stafford, Captain Stickney, Engineers Helm and Micalizzi, and Firefighters Bullock and Luciano attended the City of Isle of Palms National Night Out at the Isle of Palms Recreation Center.
- 10/09/2021 Fire crews responded to a motor vehicle accident at 21<sup>st</sup> and Palm Boulevard which resulted in two people being injured. Fire department personnel assisted with medical attention and ensuring that there were no additional hazards in regard to the vehicles. All units cleared from the scene and returned back to service.
- 10/10/2021 Fire crews responded to a call of two boaters in a canoe reporting to be lost near the North end of Capers Island in the Santee Pass. Boat 1017 was launched. Once Fire personnel arrived in the area, they were able to hear the distressed boaters but could not get to them due to the shallow waters where they were located. Charleston County Sheriff's Office was called for them to respond in their airboat. Charleston County responded and were able to take the boaters to safety. All units cleared from the scene and returned back to service.



---

## MONTHLY REPORT OCTOBER 2021

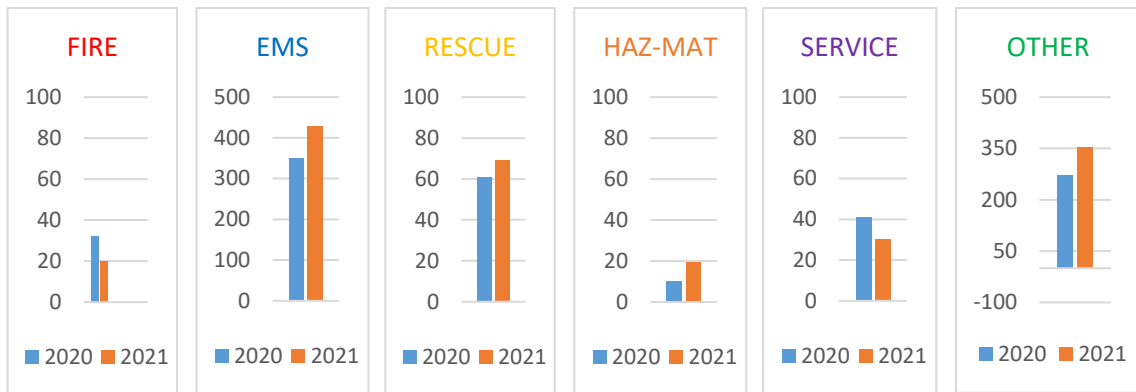
- 10/14/2021 Fire crews responded to a possible structure fire on J.C. Long Boulevard. Upon arrival, Firefighters were informed that an electrical outlet had sparked and had flames and smoke emitting from it. Fire personnel found the outlet which had shorted and isolated it at the breaker box. All appliances were disconnected from the outlet as well. The manager was instructed to have an electrician fix the issue before restoring power to the outlet. The area was checked for any fire extension or other hazards. All units cleared from the scene and returned back to service.
- 10/20/2021 Captain Hall and Firefighter Hermosillo assisted an Island Resident on Cameron Boulevard back into their house after returning from the hospital.
- 10/21/2021 Interim Chief Briscoe; Deputy Chief Hathaway; Battalion Chief Eagle; Captain Hall; Engineers Bozman, Burnette, Heyward, Rouse, and Schwartz; and Firefighters Dmitriyev, Hermosillo, and Marlow participated in the Fall Market and Movie at the Isle of Palms Recreation Center. The Fire Department did submit a pumpkin which was carved by Firefighters Hermosillo and Luciano. The "Mad Scientist" also made an appearance to provide blood pressure checks for the public.
- 10/30/2021 Interim Chief Briscoe; Fire Marshal Stafford; Battalion Chief Eagle; Captain Hall; Engineers Burnette, Gray, and Micalizzi; and Firefighters Dmitriyev, Helm, Hermosillo, Marlow, and Sorger participated in the Halloween Parade and Carnival at the Isle of Palms Recreation Center. The new Engine 1002 participated in the parade route, with an appearance from Sparky the Fire Dog.



## MONTHLY REPORT OCTOBER 2021

### INCIDENT TYPE

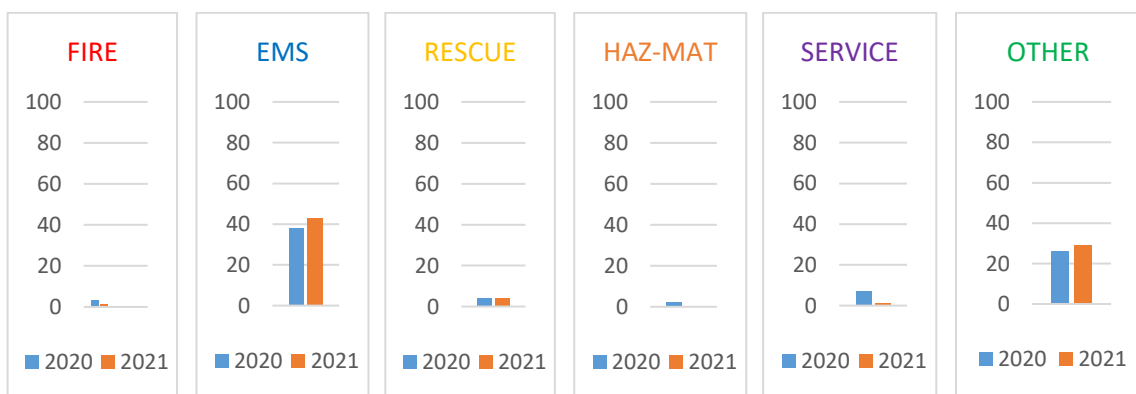
#### ANNUAL YEAR TO DATE ANALYTIC COMPARISONS



<b>2020</b>	<b>32</b>	<b>350</b>	<b>61</b>	<b>10</b>	<b>41</b>	<b>273</b>
<b>2021</b>	<b>20</b>	<b>428</b>	<b>69</b>	<b>19</b>	<b>30</b>	<b>353</b>
<b>DIFFERENCE FROM PRIOR YEAR</b>	<b>-37.50%</b>	<b>22.29%</b>	<b>13.11%</b>	<b>90.00%</b>	<b>-26.83%</b>	<b>29.30%</b>

### INCIDENT TYPE

#### OCTOBER MONTHLY ANALYTIC COMPARISONS



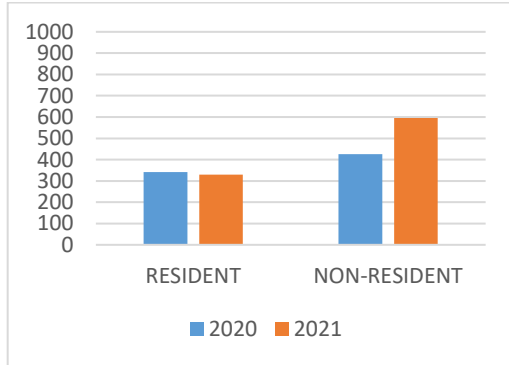
<b>2020</b>	<b>3</b>	<b>38</b>	<b>4</b>	<b>2</b>	<b>7</b>	<b>26</b>
<b>2021</b>	<b>1</b>	<b>43</b>	<b>4</b>	<b>0</b>	<b>1</b>	<b>29</b>
<b>DIFFERENCE FROM PRIOR YEAR</b>	<b>-66.67%</b>	<b>13.16%</b>	<b>0.00%</b>	<b>-100.00%</b>	<b>-85.71%</b>	<b>11.54%</b>



## MONTHLY REPORT OCTOBER 2021

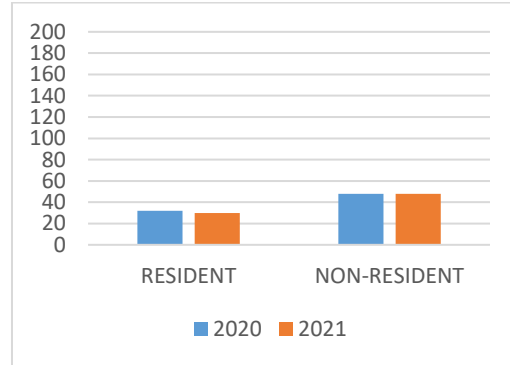
### RESIDENCY TYPE ANALYTIC COMPARISONS

**ANNUAL YEAR TO DATE TOTAL CALLS**



<b>2020</b>	<b>342</b>	<b>425</b>
<b>2021</b>	<b>329</b>	<b>595</b>
<b>DIFFERENCE FROM PRIOR YEAR</b>	<b>-3.80%</b>	<b>40.00%</b>

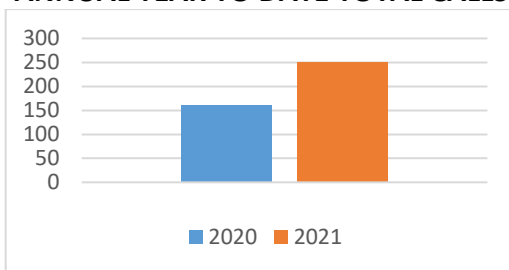
**OCTOBER MONTHLY TOTAL CALLS**



<b>2020</b>	<b>32</b>	<b>48</b>
<b>2021</b>	<b>30</b>	<b>48</b>
<b>DIFFERENCE FROM PRIOR YEAR</b>	<b>-6.25%</b>	<b>0.00%</b>

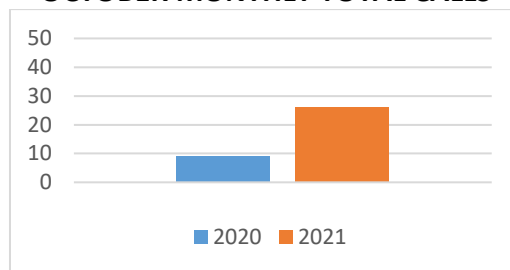
### TOTAL CALLS IN WILD DUNES

**ANNUAL YEAR TO DATE TOTAL CALLS**



<b>2020</b>	<b>161</b>
<b>2021</b>	<b>250</b>
<b>DIFFERENCE FROM PRIOR YEAR</b>	<b>55.28%</b>

**OCTOBER MONTHLY TOTAL CALLS**

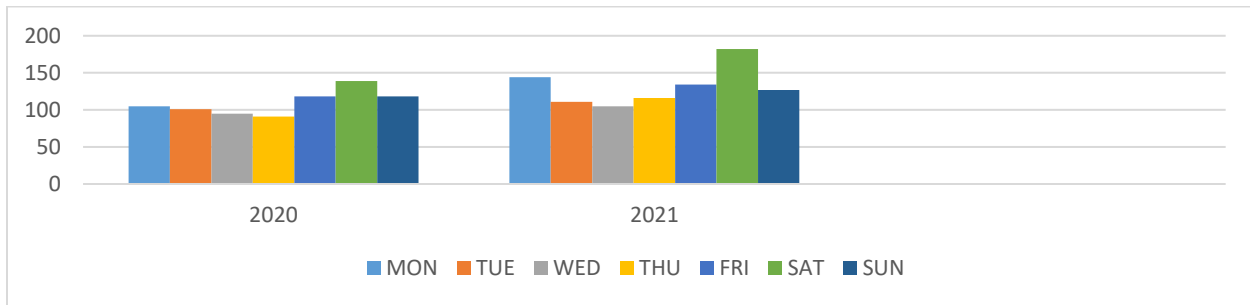


<b>2020</b>	<b>9</b>
<b>2021</b>	<b>26</b>
<b>DIFFERENCE FROM PRIOR YEAR</b>	<b>188.89%</b>



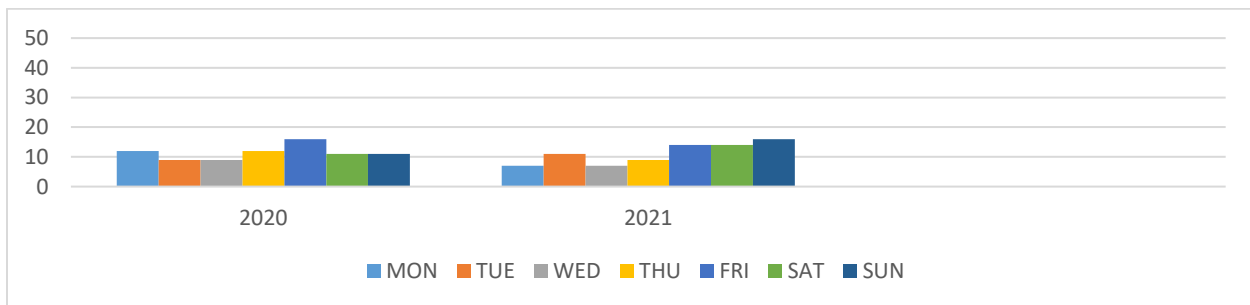
## MONTHLY REPORT OCTOBER 2021

### YEAR TO DATE CALLS BY DAY OF THE WEEK



	MON	TUE	WED	THUR	FRI	SAT	SUN
<b>2020</b>	105	101	95	91	118	139	118
<b>2021</b>	144	111	105	116	134	182	127
<b>DIFFERENCE FROM PRIOR YEAR</b>	<b>37.14%</b>	<b>9.90%</b>	<b>10.53%</b>	<b>27.47%</b>	<b>13.56%</b>	<b>30.94%</b>	<b>7.63%</b>

### OCTOBER CALLS BY DAY OF THE WEEK



	MON	TUE	WED	THUR	FRI	SAT	SUN
<b>2020</b>	12	9	9	12	16	11	11
<b>2021</b>	7	11	7	9	14	14	16
<b>DIFFERENCE FROM PRIOR YEAR</b>	<b>-41.67%</b>	<b>22.22%</b>	<b>-22.22%</b>	<b>-25.00%</b>	<b>-12.50%</b>	<b>27.27%</b>	<b>45.45%</b>



## MONTHLY REPORT OCTOBER 2021

### YEAR TO DATE CALLS BY DISTRICT

	DISTRICT 1	DISTRICT 2	OUT OF JURISDICTION
<b>2020</b>	451	288	28
<b>2021</b>	501	392	26
DIFFERENCE FROM PRIOR YEAR	<b>11.09%</b>	<b>36.11%</b>	<b>-7.14%</b>

### OCTOBER CALLS BY DISTRICT

	DISTRICT 1	DISTRICT 2	OUT OF JURISDICTION
<b>2020</b>	51	29	0
<b>2021</b>	42	34	2
DIFFERENCE FROM PRIOR YEAR	<b>-17.65%</b>	<b>17.24%</b>	<b>!Zero Divide</b>

### YEAR TO DATE CALLS BY SHIFT

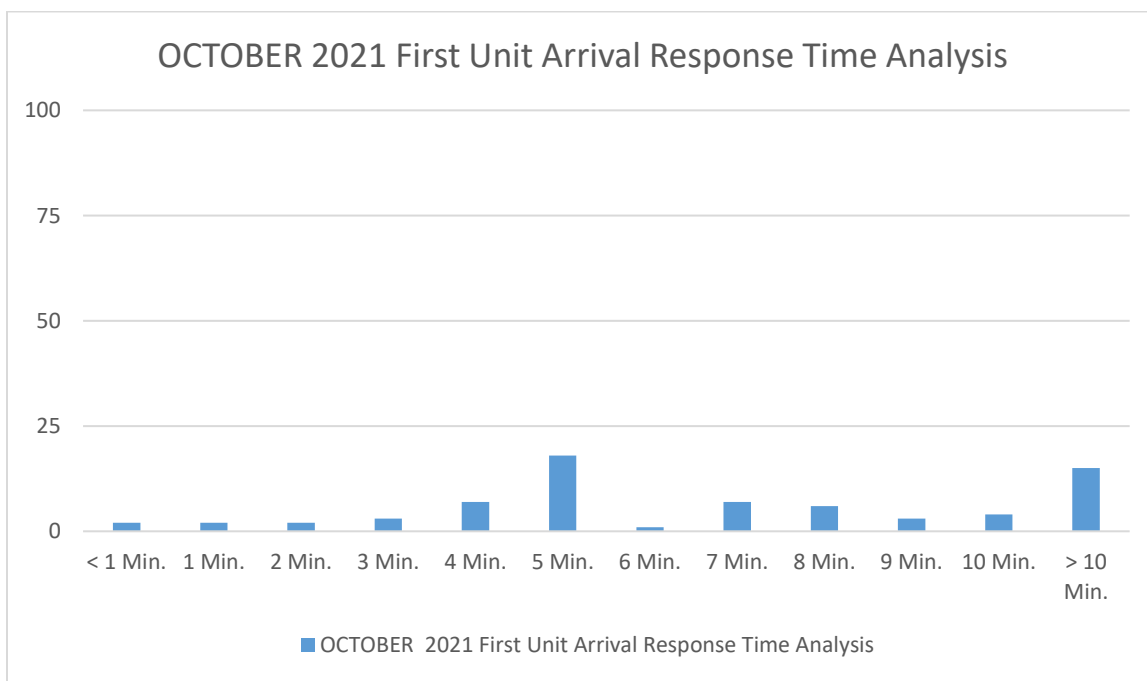
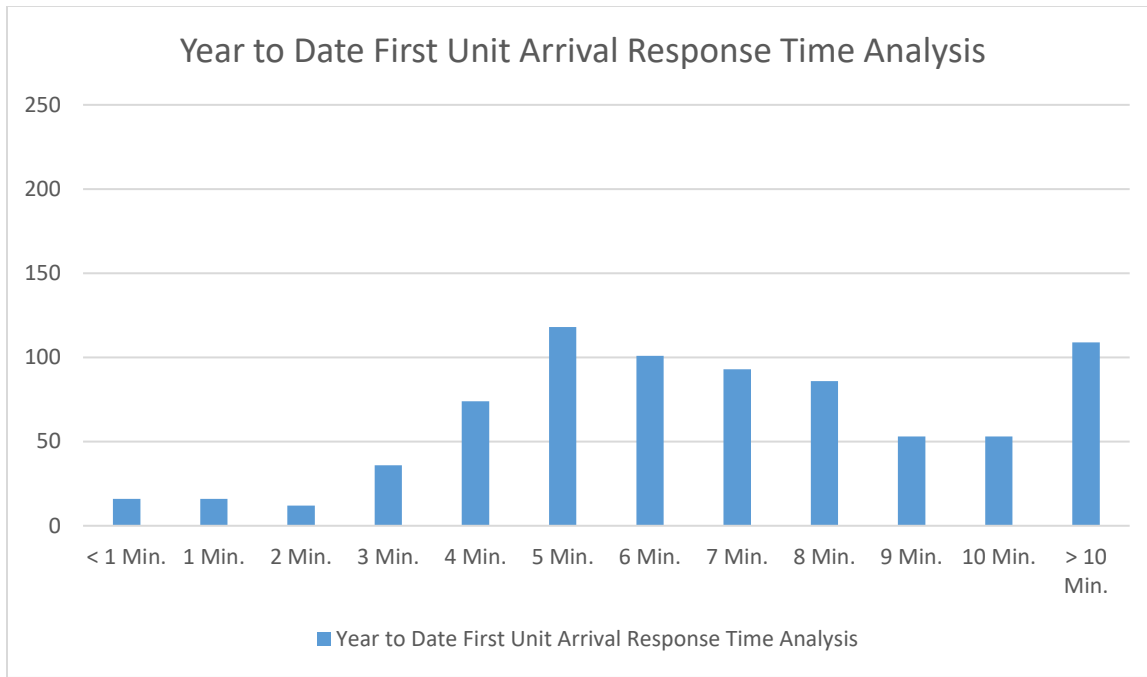
	A-SHIFT	B-SHIFT	C-SHIFT
<b>2020</b>	269	251	247
<b>2021</b>	299	315	305
DIFFERENCE FROM PRIOR YEAR	<b>11.15%</b>	<b>25.50%</b>	<b>23.48%</b>

### OCTOBER CALLS BY SHIFT

	A-SHIFT	B-SHIFT	C-SHIFT
<b>2020</b>	28	23	29
<b>2021</b>	27	27	24
DIFFERENCE FROM PRIOR YEAR	<b>-3.57%</b>	<b>17.39%</b>	<b>-17.24%</b>



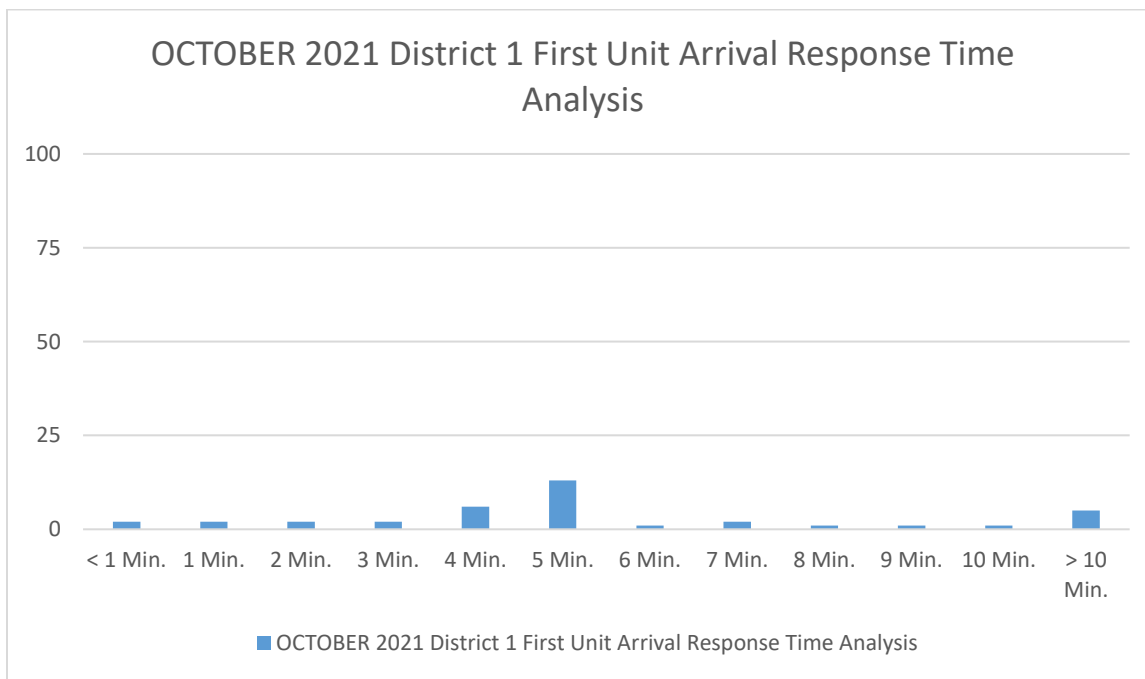
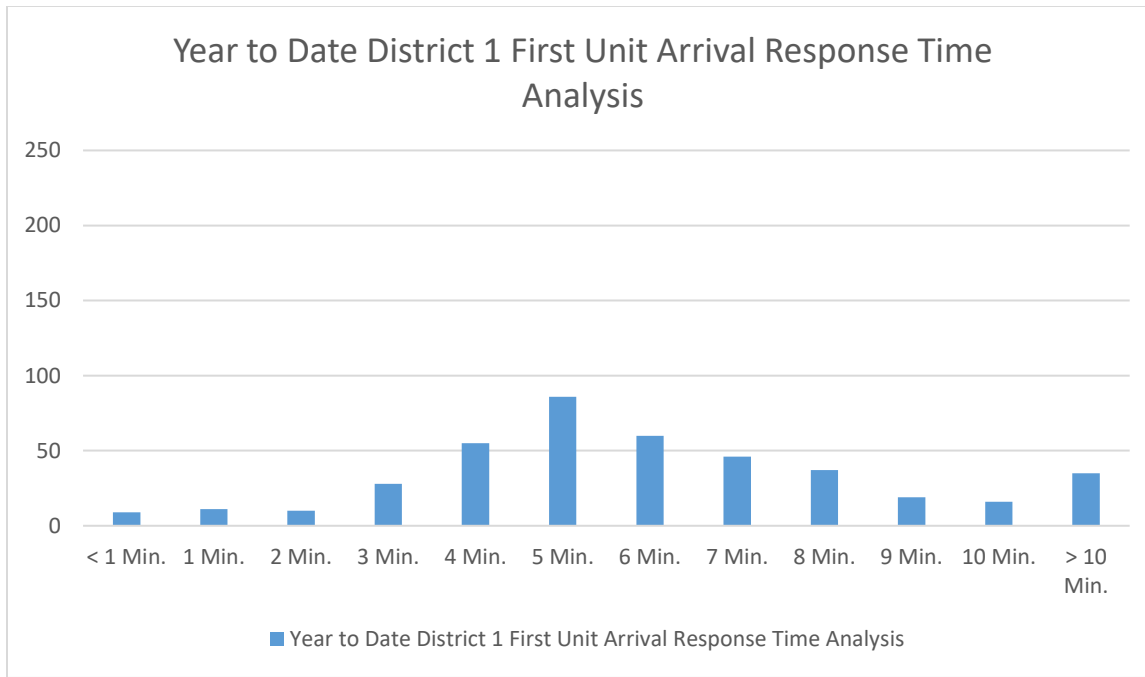
## MONTHLY REPORT OCTOBER 2021





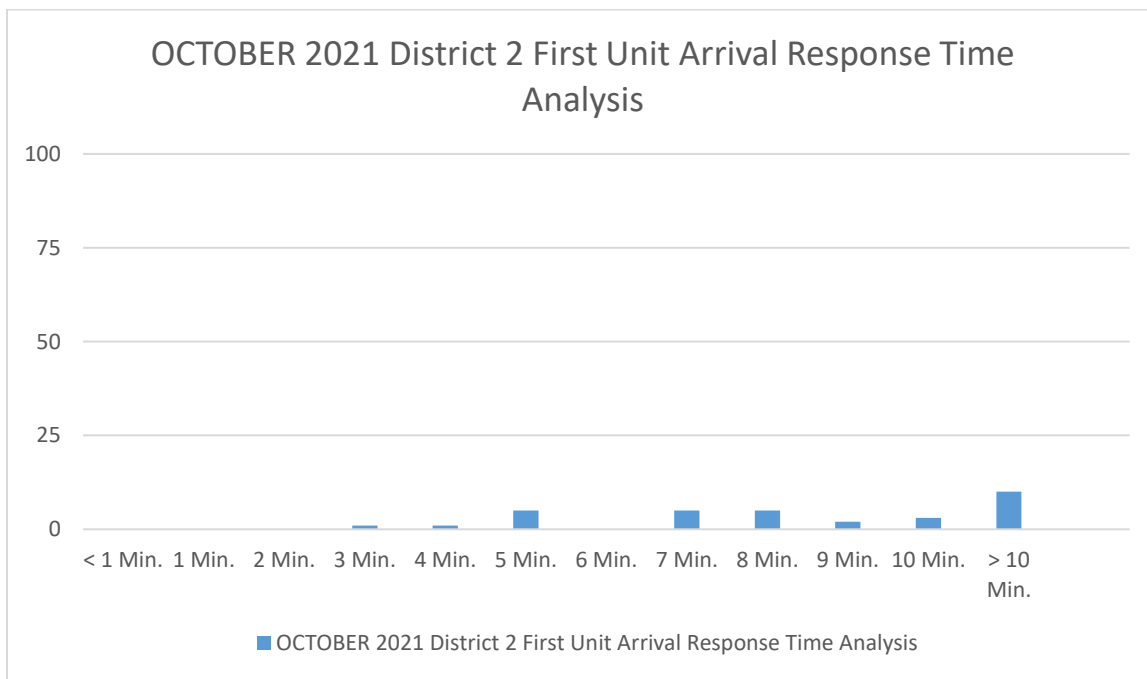
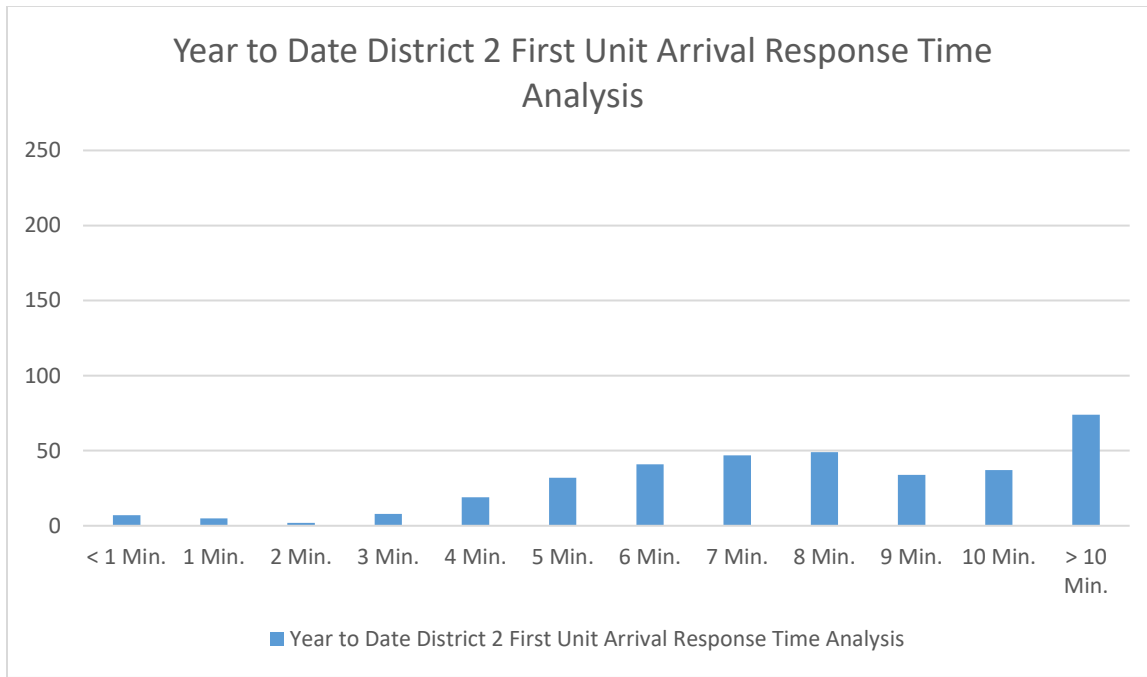


## MONTHLY REPORT OCTOBER 2021





## MONTHLY REPORT OCTOBER 2021





## MONTHLY REPORT OCTOBER 2021

### OCTOBER 2021 All Calls



### OCTOBER 2021 EMS Calls





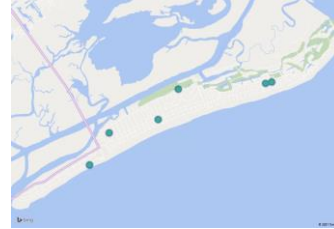
---

## MONTHLY REPORT OCTOBER 2021

**OCTOBER 2021 Sunday Calls**



**OCTOBER 2021 Monday Calls**



**OCTOBER 2021 Tuesday Calls**



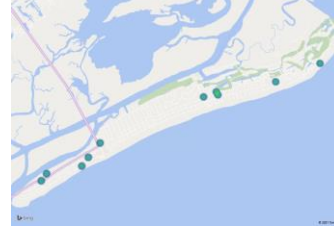
**OCTOBER 2021 Wednesday Calls**



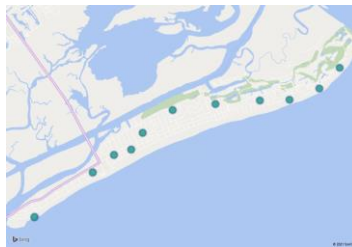
**OCTOBER 2021 Thursday Calls**



**OCTOBER 2021 Friday Calls**



**OCTOBER 2021 Saturday Calls**





---

## MONTHLY REPORT OCTOBER 2021

### OCTOBER 2021 Resident Calls



### OCTOBER 2021 Non-Resident Calls

