

**OCTOBER
2023**

122 CALLS FOR SERVICE

INCIDENT COUNT BREAKDOWN



2023				
INCIDENT TYPE CATEGORY	OCT 2022	OCT 2023	YTD 2022	YTD 2023
FIRE	2	6	20	31
OVERPRESSURE RUPTURE, EXPLOSION, OVERHEAT (NO FIRE)	0	0	2	2
RESCUE & EMERGENCY MEDICAL SERVICE INCIDENT	33	49	501	533
HAZARDOUS CONDITION (NO FIRE)	5	1	38	34
SERVICE CALL	5	7	89	92
GOOD INTENT CALL	15	45	87	582
FALSE ALARM & FALSE CALL	5	14	98	147
SEVERE WEATHER & NATURAL DISASTER	0	0	3	1
SPECIAL INCIDENT TYPE	0	0	4	6
GRAND TOTAL	65	122	842	1,428

6

FIRES

BUILDING FIRES:	2
COOKING FIRES CONFINED TO CONTAINER:	2
FIRES IN STRUCTURES OTHER THAN BUILDINGS:	1
OUTSIDE RUBBISH, TRASH, OR WASTE:	1

NON-RESIDENT CALLS: 80

RESIDENT CALLS: 42

TOTAL EMERGENCY MEDICAL CALLS ON ISLE OF PALMS: 46

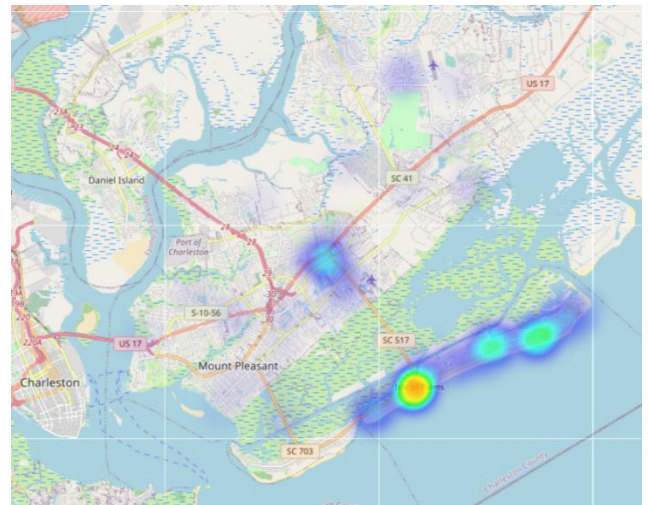
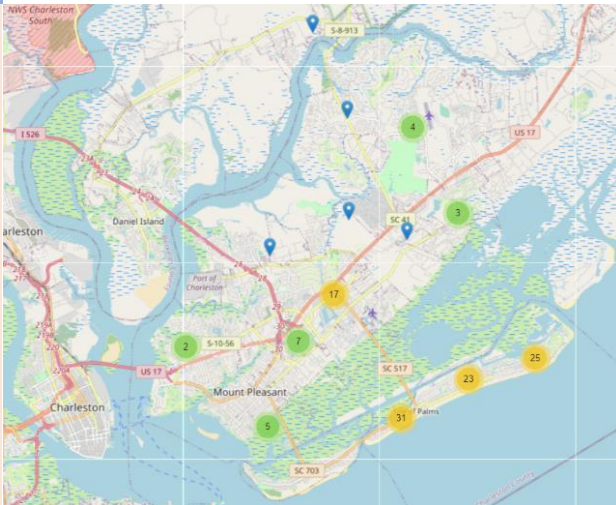
TOTAL RESPONSES TO MOUNT PLEASANT FOR EMERGENCY MEDICAL CALLS: 4

TOTAL RESPONSES WHEN CHARLESTON COUNTY EMS ARRIVED ON SCENE: 42

AVERAGE RESPONSE TIME TO EMS CALLS BY ISLE OF PALMS FIRE & RESCUE: 00:06:24

AVERAGE RESPONSE TIME TO EMS CALLS BY CHARLESTON COUNTY EMS: 00:14:30

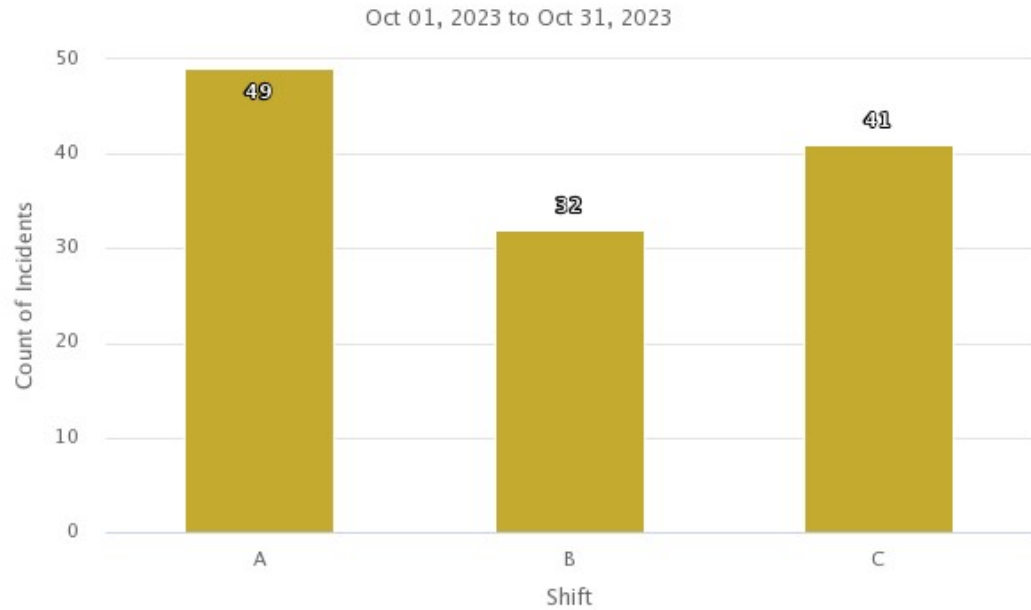
CARDIAC ARREST: 1



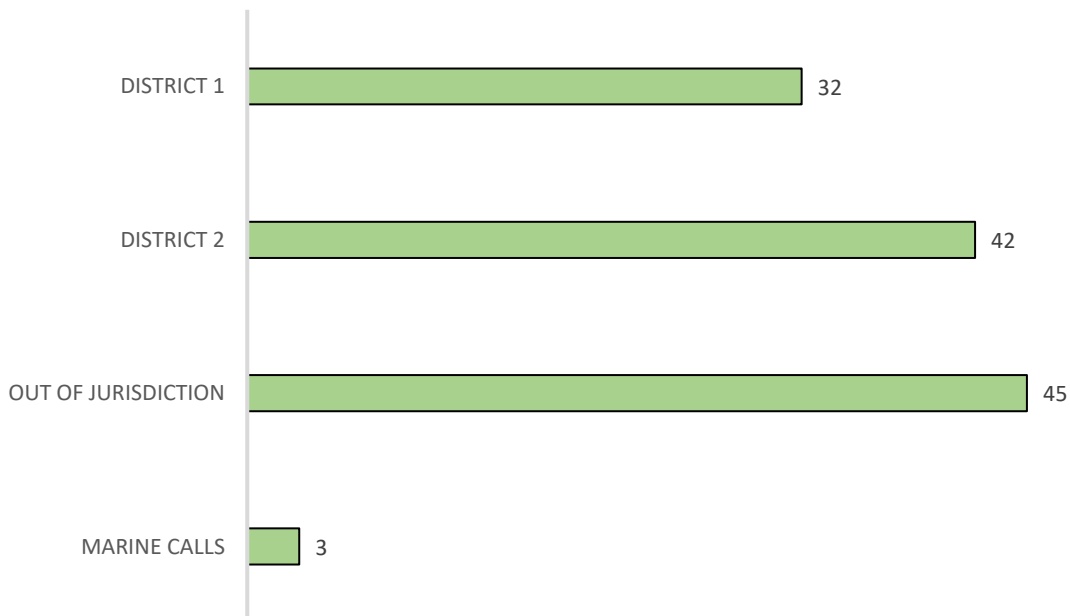
AVERAGE PERFORMANCE

UNIT	COUNT	TURNOUT	TRAVEL	TOTAL RESPONSE	SCENE	TOTAL TIME TO CLEAR	TOTAL TIME ON TASK
BC 1006	57	00:02:24	00:05:26	00:07:59	00:16:46	00:14:58	00:15:51
C 1001	1	00:00:00	00:12:27	00:12:27	00:26:24	00:38:51	00:38:51
E 1002	49	00:01:37	00:05:34	00:07:02	00:22:22	00:22:29	00:22:26
FM 1005	1	00:02:40	00:06:33	00:09:13	00:38:01	00:47:13	00:47:13
JS 1001	3	00:00:00	00:08:45	00:08:45	00:07:16	00:13:34	00:13:34
JS 1002	3	00:01:23	00:08:07	00:08:07	00:04:18	00:11:54	00:11:54
L 1001	56	00:01:32	00:05:58	00:07:14	00:15:26	00:10:24	00:10:37
ML 1001	4	00:00:00	00:07:01	00:07:01	00:05:01	00:11:05	00:11:05
ML 1002	5	00:01:56	00:01:59	00:03:50	00:26:32	00:22:47	00:22:47
ML 1003	1	00:00:00	00:00:00	00:00:00	00:00:00	00:02:55	00:02:55
SQ 1001	28	00:01:58	00:05:19	00:07:08	00:14:57	00:19:08	00:19:10

INCIDENTS BY SHIFT



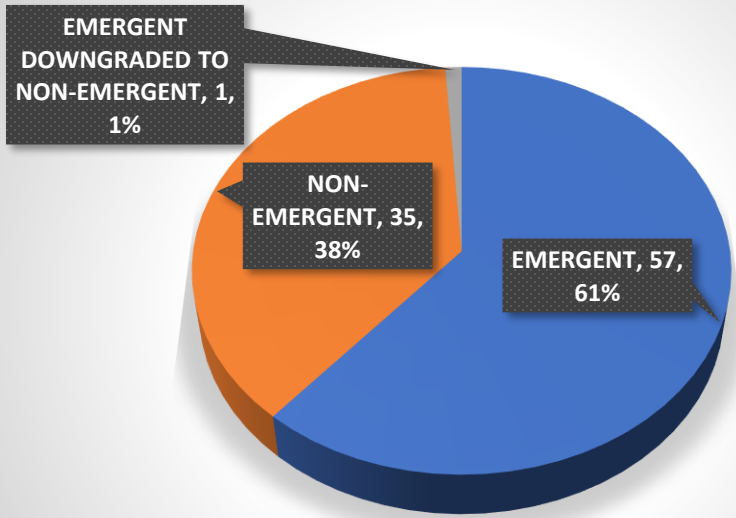
CALLS BY DISTRICT



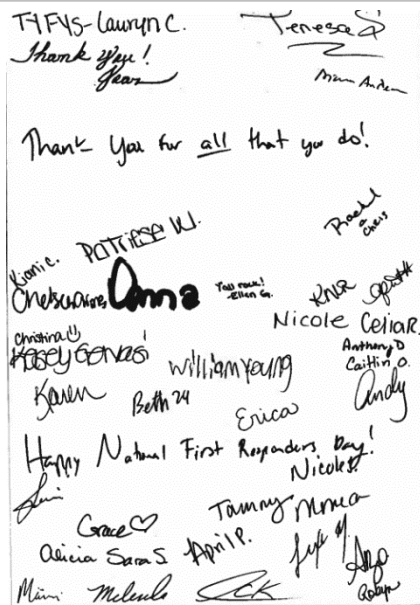
CALL LOCATIONS BY CITY

- 79 CALLS * ISLE OF PALMS
- 41 CALLS * MOUNT PLEASANT
- 1 CALL * CHARLESTON
- 1 CALL * UNINCORPORATED

RESPONSE MODES



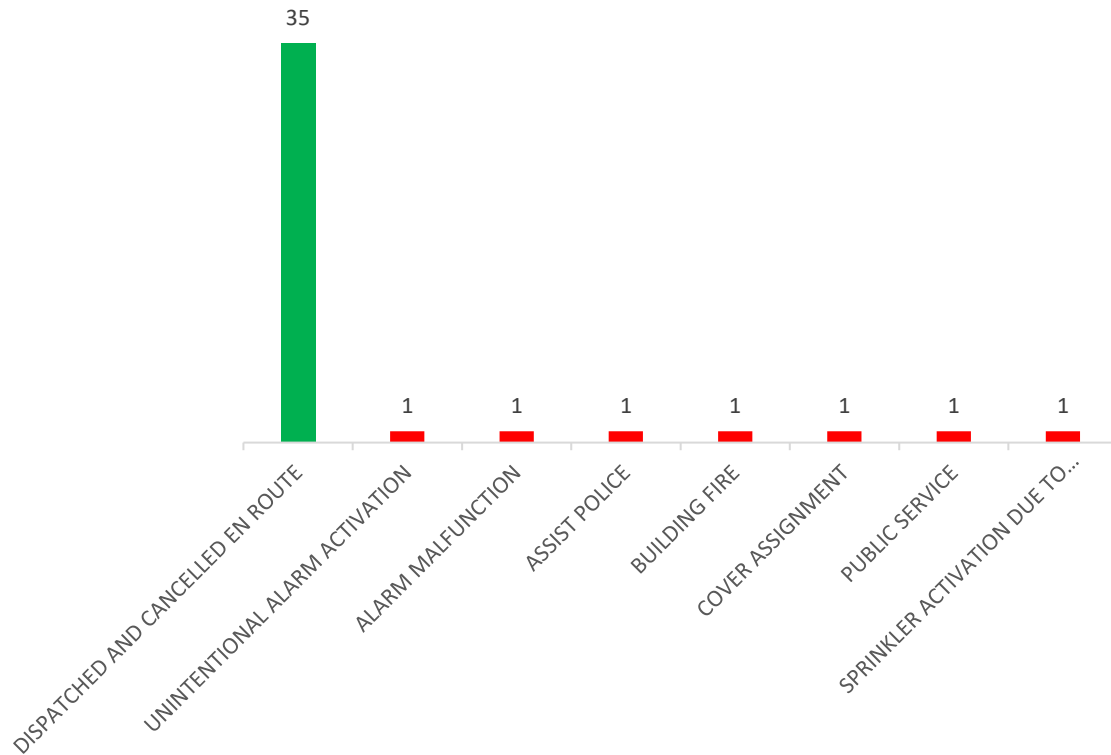
COMMUNITY APPRECIATION



TOTAL AUTOMATIC AID GIVEN CALLS = 42

AUTO AID GIVEN CALLS

AUTOMATIC AID GIVEN



BATTALION CHIEF 1006 RESPONDED

18 TIMES TO MOUNT PLEASANT

1 TIME TO CHARLESON

1 TIME TO AN UNINCORPORATED AREA

LADDER 1001 RESPONDED

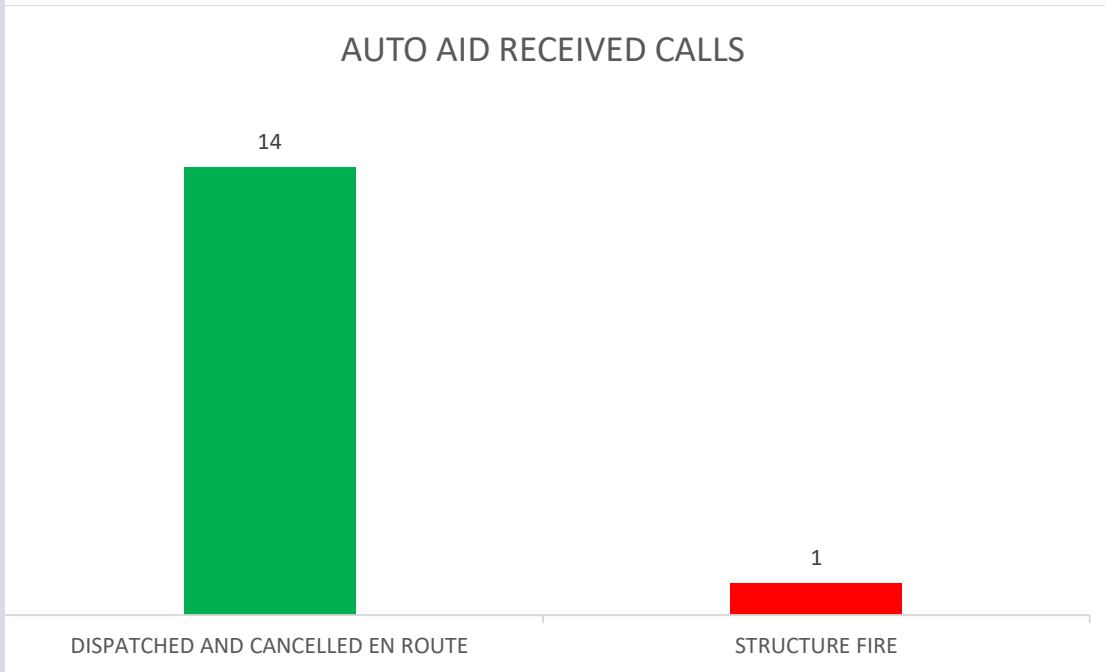
34 TIMES TO MOUNT PLEASANT

ENGINE 1002 RESPONDED

2 TIMES TO MOUNT PLEASANT

TOTAL AUTOMATIC AID RECEIVED CALLS = 15

AUTOMATIC AID RECEIVED



AUTO AID UNITS THAT RESPONDED TO ISLE OF PALMS

BATTALION CHIEF 103 (CHARLESTON)

BATTALION CHIEF 106 (CHARLESTON)

BATTALION CHIEF 506 (MOUNT PLEASANT)

BATTALION CHIEF 508 (MOUNT PLEASANT)

BATTALION CHIEF 509 (MOUNT PLEASANT)

ENGINE 118 (CHARLESTON)

ENGINE 120 (CHARLESTON)

ENGINE 501 (MOUNT PLEASANT)

ENGINE 502 (MOUNT PLEASANT)

ENGINE 505 (MOUNT PLEASANT)

ENGINE 506 (MOUNT PLEASANT)

ENGINE 1201 (SULLIVAN'S ISLAND)

LADDER 505 (MOUNT PLEASANT)

RESCUE 115 (CHARLESTON)

RESCUE 504 (MOUNT PLEASANT)

SQUAD 504 (MOUNT PLEASANT)