

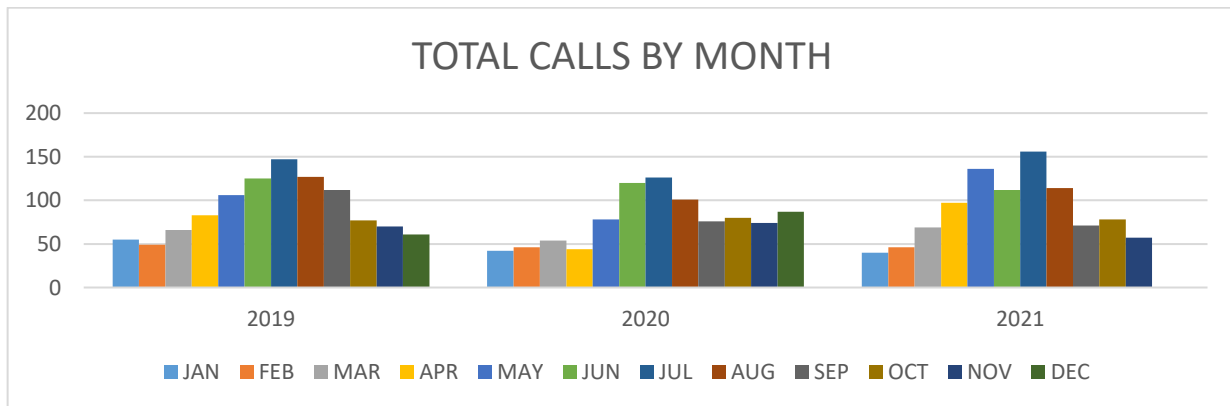


MONTHLY REPORT NOVEMBER 2021



FIRE	EMS	RESCUE	HAZ-MAT	SERVICE	OTHER
5	28	2	1	4	17

	YEAR TO DATE TOTAL CALLS	NOVEMBER TOTAL CALLS
2020	<u>841</u>	<u>74</u>
2021	<u>976</u>	<u>57</u>
DIFFERENCE FROM PRIOR YEAR	16.05%	-22.97%



	JAN	FEB	MAR	APR	MAY	JUN	JUL	AUG	SEP	OCT	NOV	DEC
2019	55	49	66	83	106	125	147	127	112	77	70	61
2020	42	46	54	44	78	120	126	101	76	80	74	87
2021	40	46	69	97	136	112	156	114	71	78	57	



MONTHLY REPORT NOVEMBER 2021

NOTABLE EVENTS / CALL HIGHLIGHTS

- 11/01/2021 Fire crews responded to a report of a Structure Fire on Carolina Boulevard. Upon arrival the homeowner explained that there was a small fire in the yard which included pine straw and grass, and within the fronds of a palm tree which was near the house. The homeowner stated that someone informed them of the fire, and they were able to extinguish the fire with a garden hose. Fire department personnel checked the area to ensure that the fire was fully extinguished and that there were no hazards remaining. When it was found that there were no further hazards, all units cleared from the scene and returned back to service.
- 11/01/2021 Fire crews responded to a call of a sinking boat at the docks behind Morgan Place Drive. Upon arrival, fire crews found a boat that was sinking with the aft under water. A neighbor had attempted to pump the water out using a sump pump but had not been successful. Fire department personnel pumped water from the boat using a portable pump and was able to bring the boat out of the water. The neighbor notified the owner of the boat and informed them that the fire department recommended removing the boat from the water due to not knowing the cause of the sinking. The neighbor was able to get the boat raised out of the water and placed on a jet dock. All units cleared from the scene and returned back to service.
- 11/04/2021 Fire crews responded to a report of a person who had jumped off the Isle of Palms Connector Bridge and was now in the marsh below (found by the Isle of Palms Police Department). The Charleston County Rescue Airboat was requested to the limited accessibility to the patient. A life jacket and thermal jacket was lowered to the patient via rope, who was able to put them on. Due to an extended estimated time of arrival by Charleston County Rescue, the Mount Pleasant Fire Department Rope Rescue Team was requested. Utilizing Truck 1001 as an anchor point, a rescuer was able to rappel to the victim, package them, and raise them to the bridge to receive medical care. The patient was released to Charleston County Emergency Medical Services. All units cleared from the scene and returned back to service.



MONTHLY REPORT NOVEMBER 2021

NOTABLE EVENTS / CALL HIGHLIGHTS

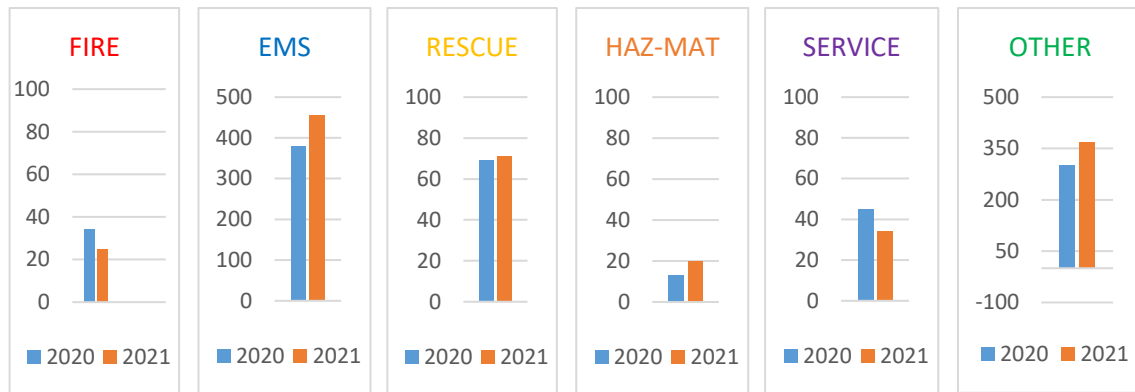
- 11/06/2021 Interim Chief Briscoe, Deputy Chief Hathaway, and Firefighter Marlow provided incident command and medical oversight for the Lowvello Bike Ride Event.
- 11/14/2021 Fire crews responded to a report of a Structure Fire on 31st Avenue. Upon arrival the homeowner stated that the fire was out. A thorough inspection of the chimney and flu showed that there were no heat indications and no signs of hidden fires. It was recommended to the homeowners to have a chimney sweep clean and inspect the flu. All units cleared from the scene and returned back to service.
- 11/18/2021 Deputy Chief Hathaway and Fire Marshal Stafford received smoke detectors from Service Master for assisting the residents of the City of Isle of Palms. The smoke detectors are part of a grant provided by Service Master to local Fire Departments.
- 11/23/2021 New Engine 1002 Put In-Service.
- 11/23/2021 Fire crews responded to a Motor Vehicle Accident at 22nd Avenue and Palm Boulevard. Upon arrival, fire department personnel found the incident to be an automobile versus a moped. One patient was treated and transported by Charleston County Emergency Medical Services. All units cleared from the scene and returned back to service.
- 11/25/2021 Fire crews responded to a Motor Vehicle Accident on the Isle of Palms Connector. Upon arrival fire department personnel found a sports utility vehicle had collided with a street sweeper. One patient was treated for injuries and the area was cleared of debris. All units cleared from the scene and returned back to service.



MONTHLY REPORT NOVEMBER 2021

INCIDENT TYPE

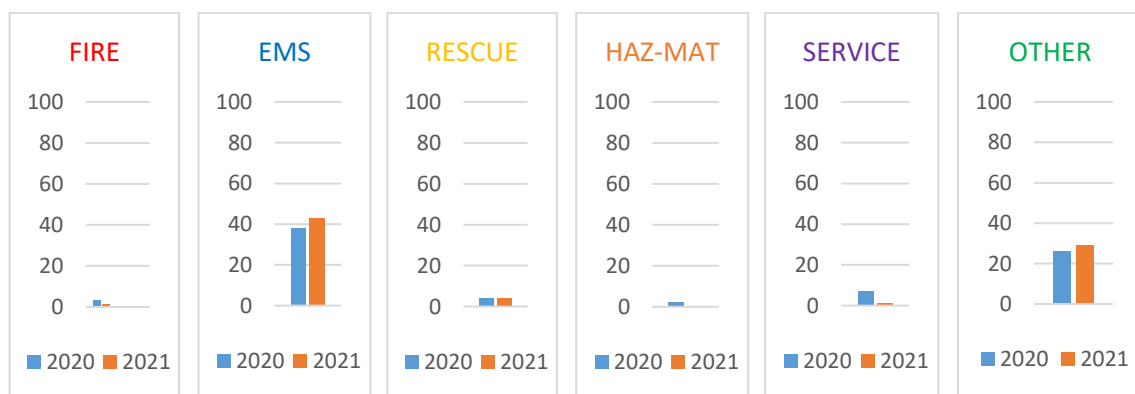
ANNUAL YEAR TO DATE ANALYTIC COMPARISONS



2020	34	378	69	13	45	302
2021	25	456	71	20	34	370
DIFFERENCE FROM PRIOR YEAR	-26.47%	20.63%	2.90%	53.85%	-24.44%	22.52%

INCIDENT TYPE

NOVEMBER MONTHLY ANALYTIC COMPARISONS



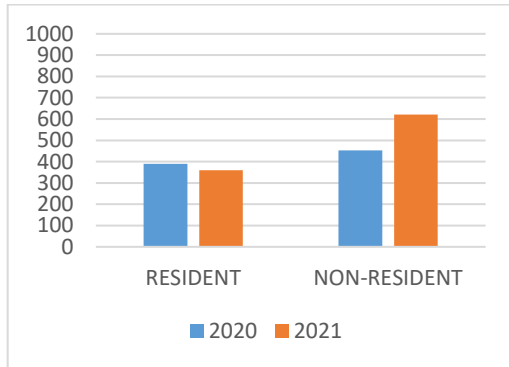
2020	2	28	8	3	4	29
2021	5	28	2	1	4	17
DIFFERENCE FROM PRIOR YEAR	150.00%	0.00%	-75.00%	-66.67%	0.00%	-41.38%



MONTHLY REPORT NOVEMBER 2021

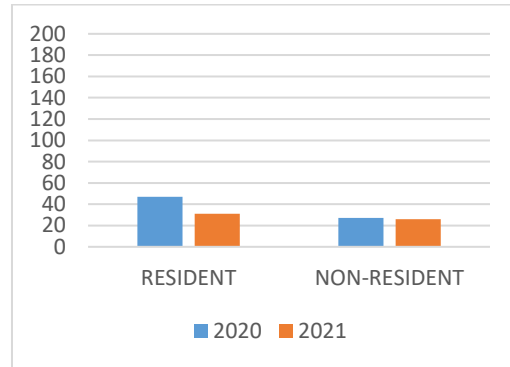
RESIDENCY TYPE ANALYTIC COMPARISONS

ANNUAL YEAR TO DATE TOTAL CALLS



2020	389	452
2021	360	621
DIFFERENCE FROM PRIOR YEAR	-7.46%	37.39%

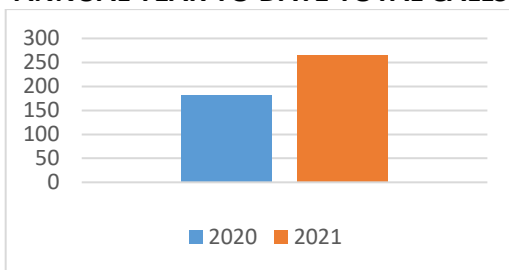
NOVEMBER MONTHLY TOTAL CALLS



2020	47	27
2021	31	26
DIFFERENCE FROM PRIOR YEAR	-34.04%	-3.70%

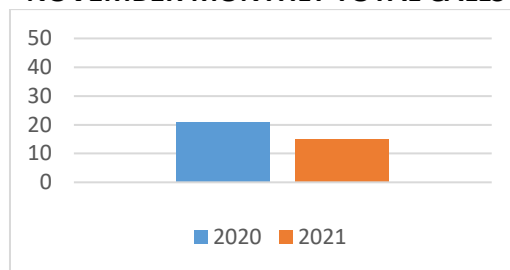
TOTAL CALLS IN WILD DUNES

ANNUAL YEAR TO DATE TOTAL CALLS



2020	182
2021	265
DIFFERENCE FROM PRIOR YEAR	45.60%

NOVEMBER MONTHLY TOTAL CALLS

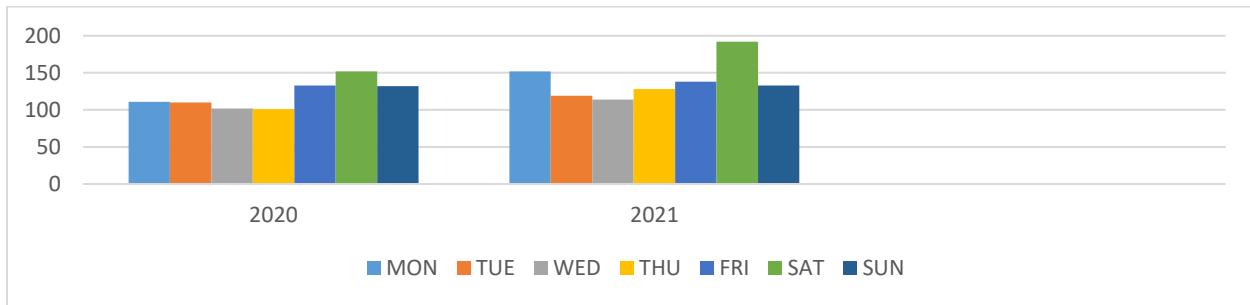


2020	21
2021	15
DIFFERENCE FROM PRIOR YEAR	-28.57%



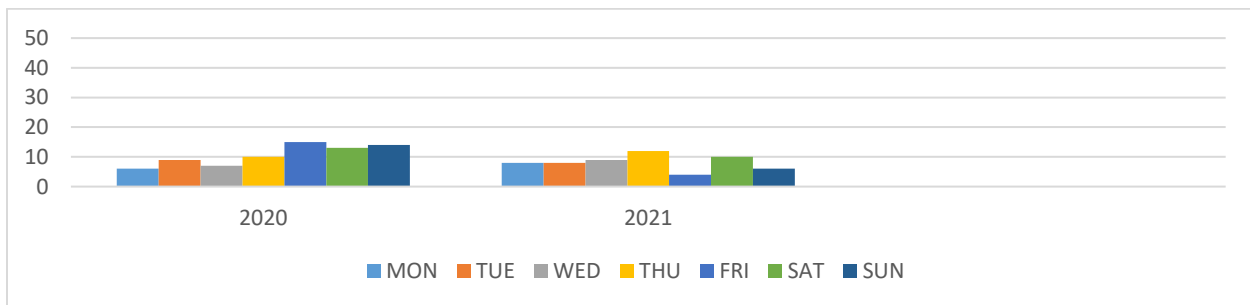
MONTHLY REPORT NOVEMBER 2021

YEAR TO DATE CALLS BY DAY OF THE WEEK



	MON	TUE	WED	THUR	FRI	SAT	SUN
2020	111	110	102	101	133	152	132
2021	152	119	114	128	138	192	133
DIFFERENCE FROM PRIOR YEAR	36.94%	8.18%	11.76%	26.73%	3.76%	26.32%	0.76%

NOVEMBER CALLS BY DAY OF THE WEEK



	MON	TUE	WED	THUR	FRI	SAT	SUN
2020	6	9	7	10	15	13	14
2021	8	8	9	12	4	10	6
DIFFERENCE FROM PRIOR YEAR	33.33%	-11.11%	28.57%	20.00%	-73.33%	-23.08%	-57.14%



MONTHLY REPORT NOVEMBER 2021

YEAR TO DATE CALLS BY DISTRICT

	DISTRICT 1	DISTRICT 2	OUT OF JURISDICTION
2020	497	314	30
2021	526	423	27
DIFFERENCE FROM PRIOR YEAR	5.84%	34.71%	-10.00%

NOVEMBER CALLS BY DISTRICT

	DISTRICT 1	DISTRICT 2	OUT OF JURISDICTION
2020	46	26	2
2021	25	31	1
DIFFERENCE FROM PRIOR YEAR	-45.65%	19.23%	-50.00%

YEAR TO DATE CALLS BY SHIFT

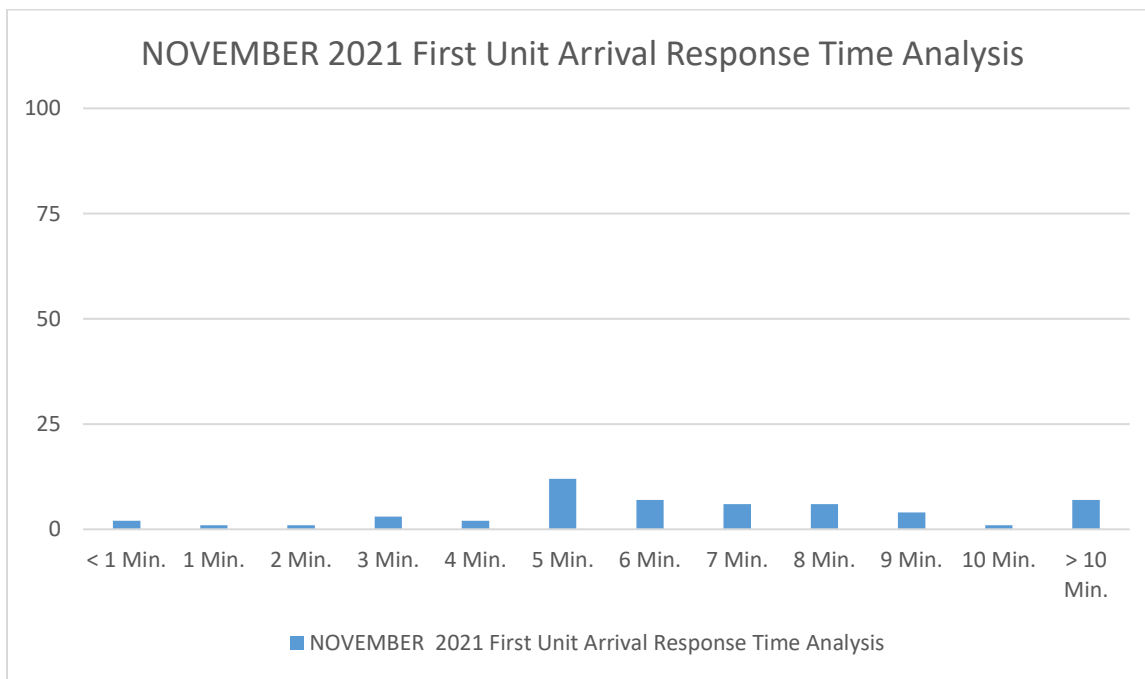
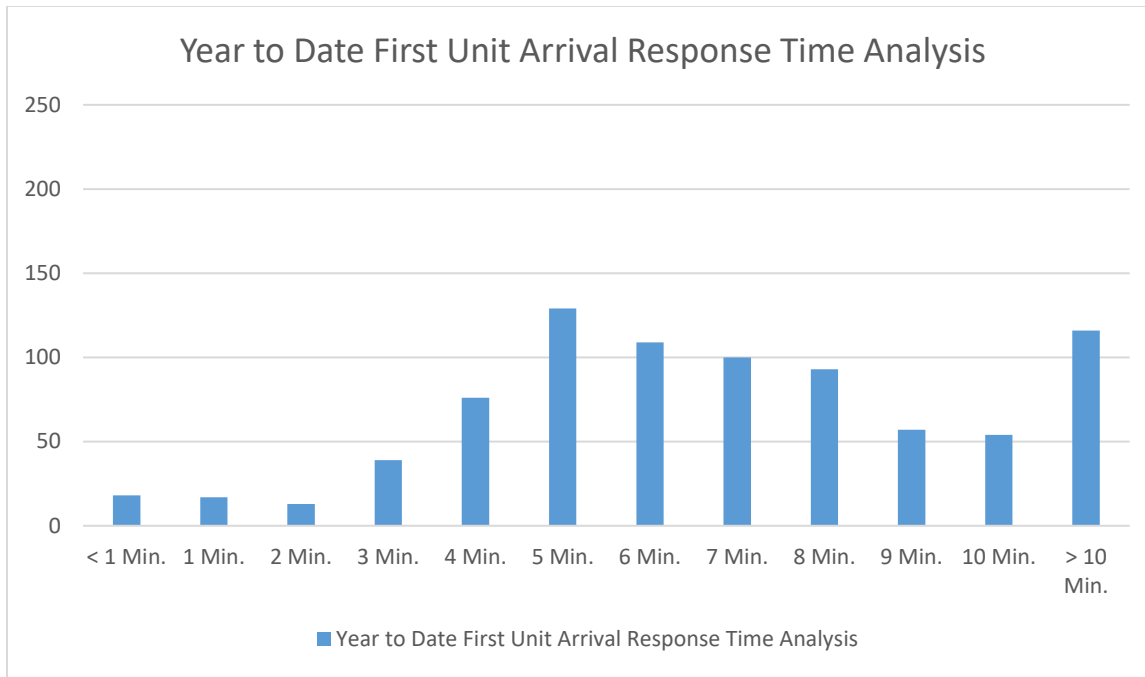
	A-SHIFT	B-SHIFT	C-SHIFT
2020	285	278	278
2021	318	331	327
DIFFERENCE FROM PRIOR YEAR	11.58%	19.06%	17.63%

NOVEMBER CALLS BY SHIFT

	A-SHIFT	B-SHIFT	C-SHIFT
2020	16	27	31
2021	19	16	22
DIFFERENCE FROM PRIOR YEAR	18.75%	-40.74%	-29.03%

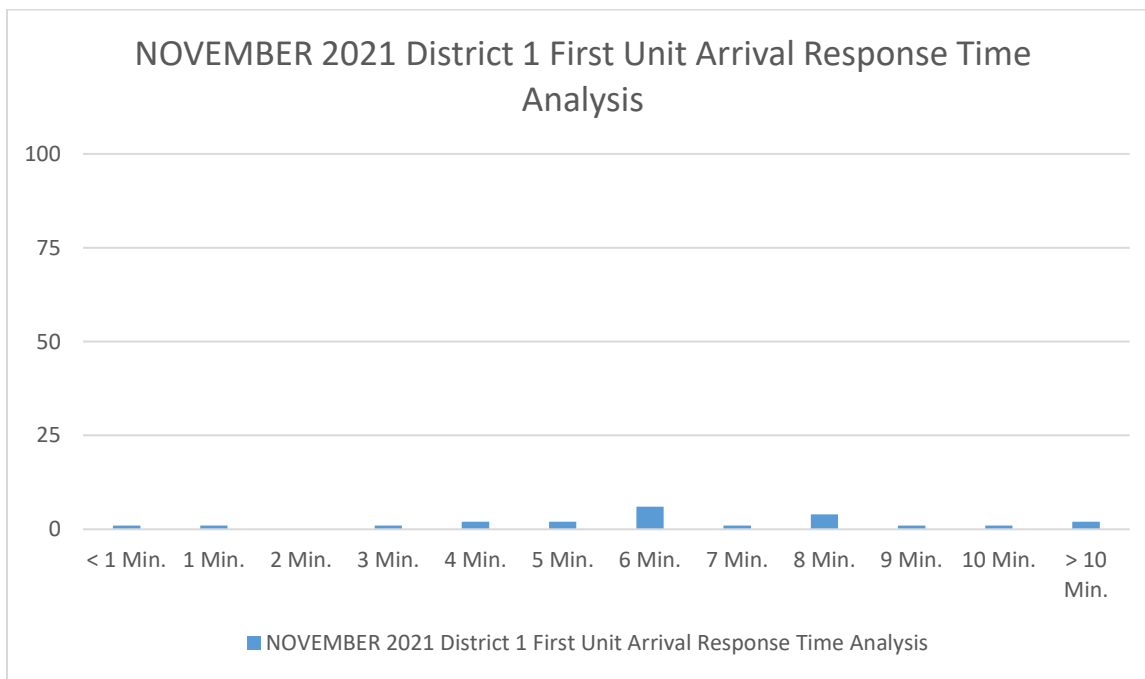
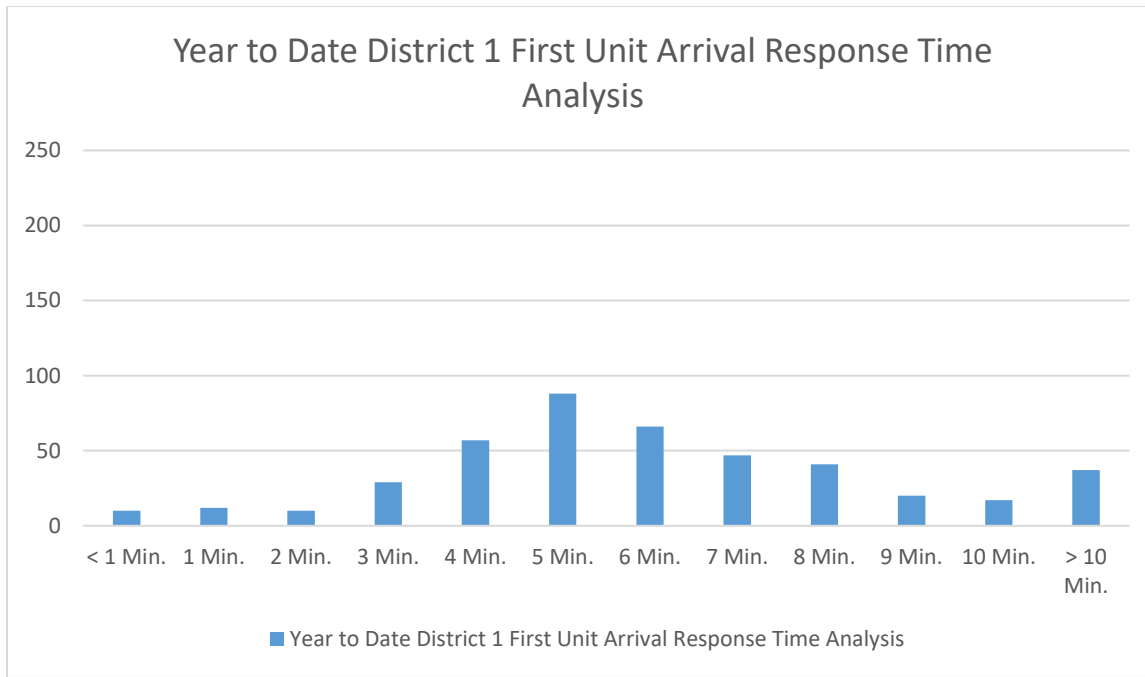


MONTHLY REPORT NOVEMBER 2021



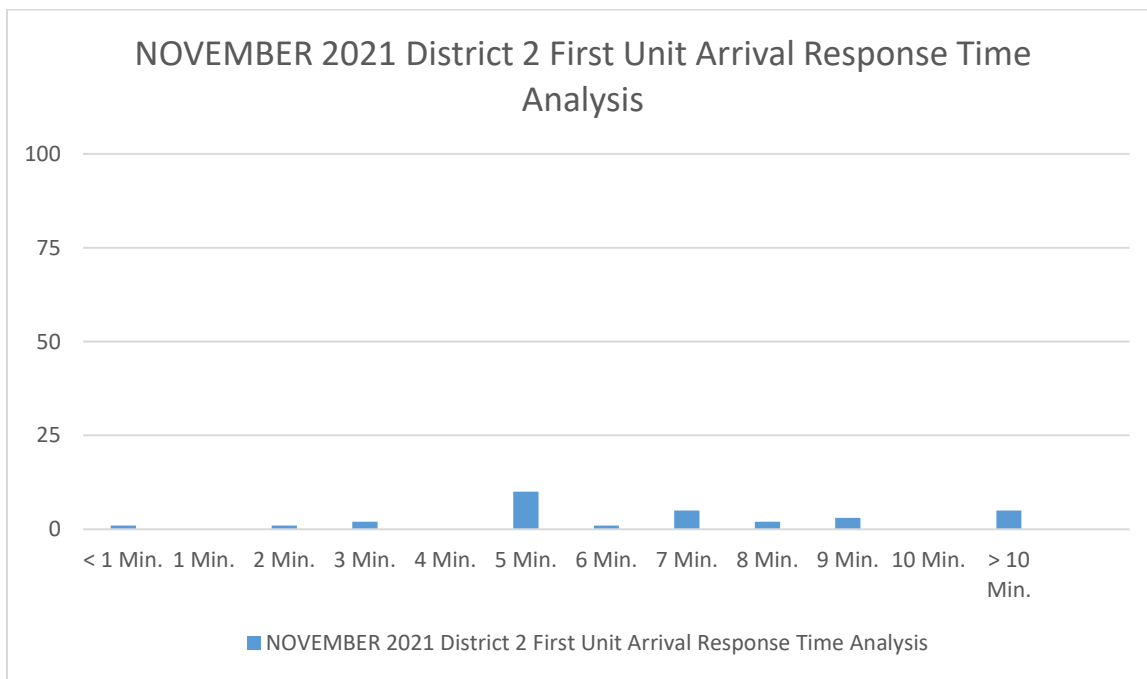
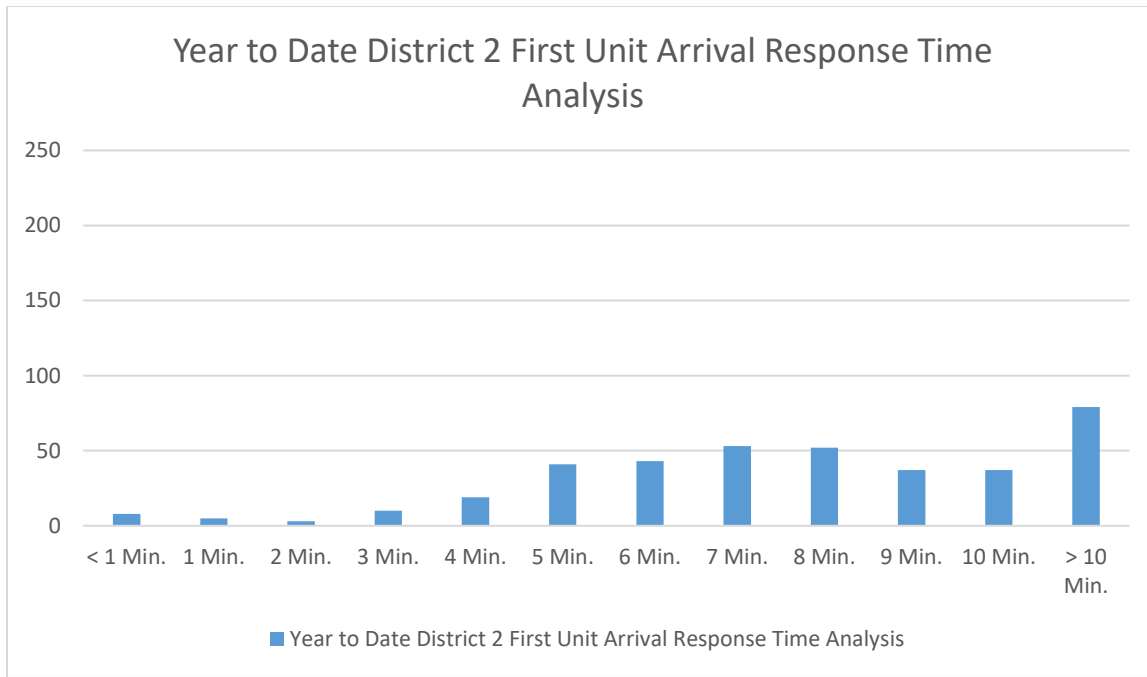


MONTHLY REPORT NOVEMBER 2021





MONTHLY REPORT NOVEMBER 2021





MONTHLY REPORT NOVEMBER 2021

NOVEMBER 2021 All Calls



NOVEMBER 2021 EMS Calls



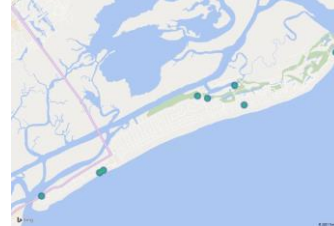


MONTHLY REPORT NOVEMBER 2021

NOVEMBER 2021 Sunday Calls



NOVEMBER 2021 Monday Calls



NOVEMBER 2021 Tuesday Calls



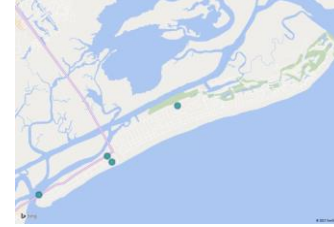
NOVEMBER 2021 Wednesday Calls



NOVEMBER 2021 Thursday Calls



NOVEMBER 2021 Friday Calls



NOVEMBER 2021 Saturday Calls





MONTHLY REPORT NOVEMBER 2021

NOVEMBER 2021 Resident Calls



NOVEMBER 2021 Non-Resident Calls

