

**NOVEMBER  
2023**



# 114 CALLS FOR SERVICE

## INCIDENT COUNT BREAKDOWN

2023				
INCIDENT TYPE CATEGORY	NOV 2022	NOV 2023	YTD 2022	YTD 2023
FIRE	1	3	21	31
OVERPRESSURE RUPTURE, EXPLOSION, OVERHEAT (NO FIRE)	0	0	2	2
RESCUE & EMERGENCY MEDICAL SERVICE INCIDENT	24	35	526	533
HAZARDOUS CONDITION (NO FIRE)	6	5	44	34
SERVICE CALL	7	6	94	92
GOOD INTENT CALL	11	51	119	582
FALSE ALARM & FALSE CALL	9	14	107	147
SEVERE WEATHER & NATURAL DISASTER	0	0	3	1
SPECIAL INCIDENT TYPE	0	0	4	6
<b>GRAND TOTAL</b>	<b>58</b>	<b>114</b>	<b>920</b>	<b>1,555</b>

**3**

**FIRES**

BUILDING FIRES:	1
CHIMNEY OR FLUE FIRE, CONFINED TO CHIMNEY OR FLUE:	1
OUTSIDE EQUIPMENT FIRE:	1

**NON-RESIDENT CALLS: 76**

**RESIDENT CALLS: 38**

**TOTAL EMERGENCY MEDICAL CALLS ON ISLE OF PALMS: 36**

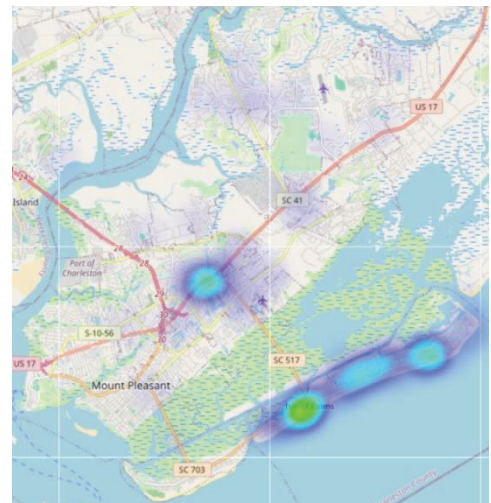
**TOTAL RESPONSES TO MOUNT PLEASANT FOR EMERGENCY MEDICAL CALLS: 4**

**TOTAL RESPONSES WHEN CHARLESTON COUNTY EMS ARRIVED ON SCENE: 31**

**AVERAGE RESPONSE TIME TO EMS CALLS BY ISLE OF PALMS FIRE & RESCUE: 00:06:27**

**AVERAGE RESPONSE TIME TO EMS CALLS BY CHARLESTON COUNTY EMS: 00:13:35**

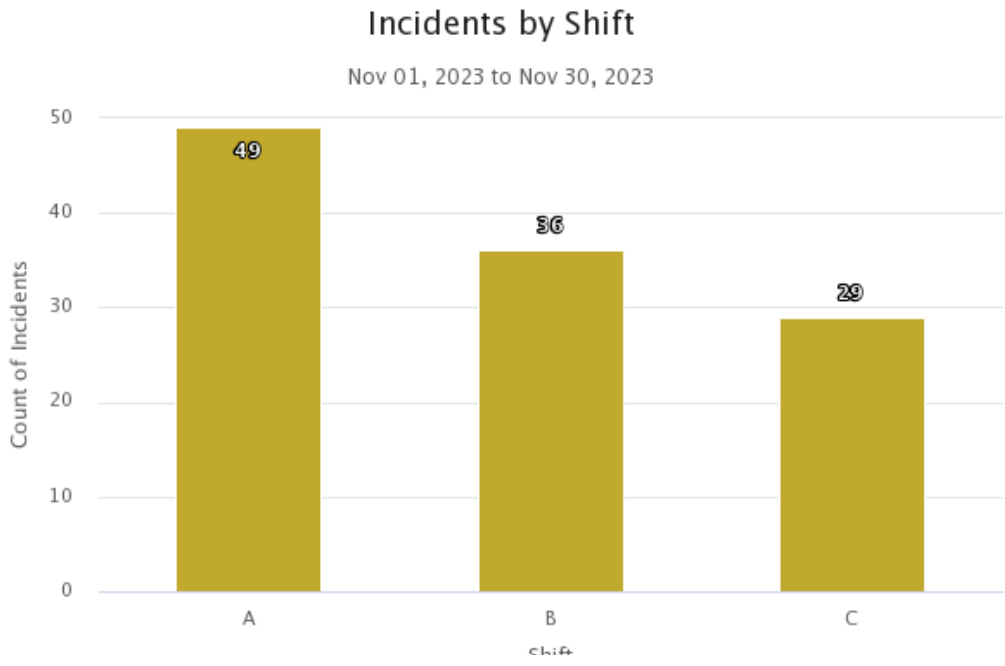
**FULL ARREST: 1**



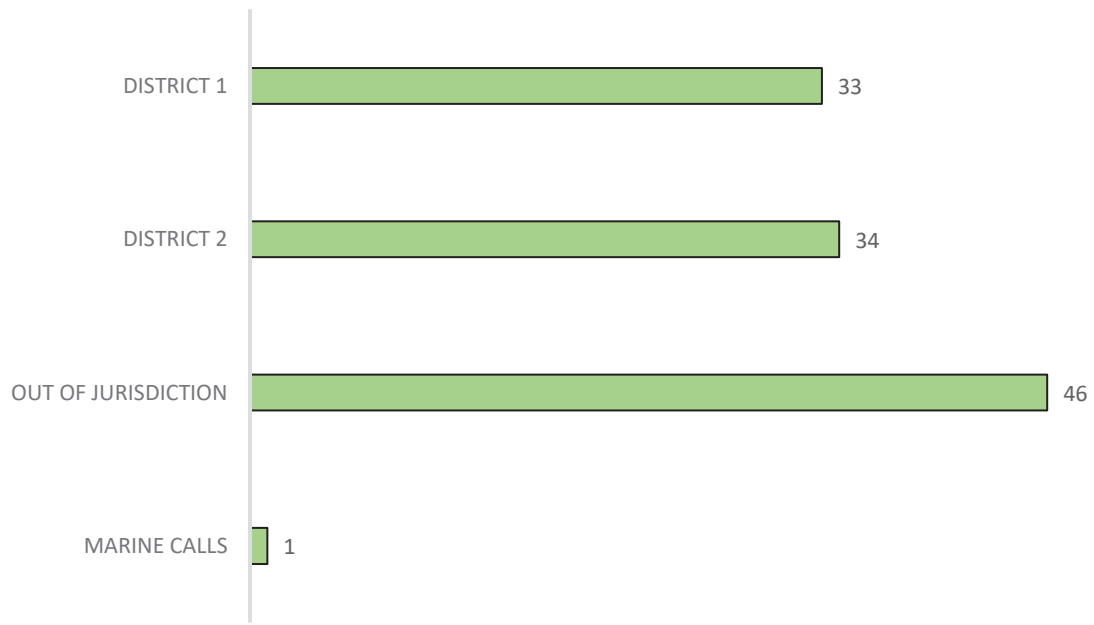
**AVERAGE PERFORMANCE**

Unit	Count	Turnout	Travel	Total Response	Scene	Total Time to Clear	Total Time on Task
B1017	1					00:19:24	00:19:24
B1020	2	00:04:15	00:28:37	00:32:42	01:05:07	00:56:01	00:56:01
BC1006	57	00:02:02	00:05:28	00:07:46	00:18:49	00:21:11	00:21:32
C1002	2	00:00:00	00:07:51	00:07:51	00:16:53	00:24:45	00:42:09
E1002	39	00:01:44	00:05:51	00:07:34	00:24:41	00:29:01	00:29:06
JS1002	1	00:00:00	00:00:00	00:00:00	00:01:25	00:01:25	00:01:25
L1001	50	00:01:34	00:05:53	00:07:38	00:14:47	00:13:53	00:13:42
ML1001	1	00:00:25				00:01:39	00:01:39
ML1003	4	00:00:31	00:12:27	00:13:05	00:04:27	00:13:31	00:13:31
SQ1001	23	00:01:30	00:04:53	00:06:27	00:18:20	00:21:17	00:21:03
TK1002	1	00:00:00	00:00:00	00:00:00	00:06:58	00:06:58	00:06:58
TW1002	19	00:01:43	00:06:23	00:08:21	00:08:47	00:08:41	00:08:41

**INCIDENTS BY SHIFT**



**CALLS BY DISTRICT**



CALL LOCATIONS BY CITY

67 CALLS

\* ISLE OF PALMS

43 CALLS

\* MOUNT PLEASANT

2 CALLS

\* CHARLESTON

2 CALLS

\* UNINCORPORATED

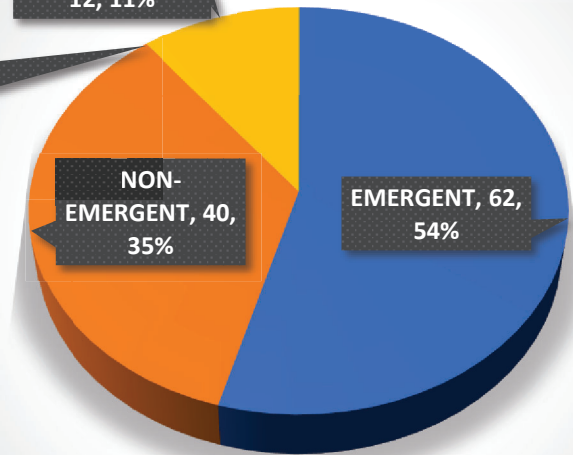
RESPONSE MODES

EMERGENT  
DOWNGRADED TO  
NON-EMERGENT, 0,  
0%


NOT REPORTED,  
12, 11%

NON-  
EMERGENT, 40,  
35%

EMERGENT, 62,  
54%



COMMUNITY APPRECIATION



*Merry Christmas to you all*



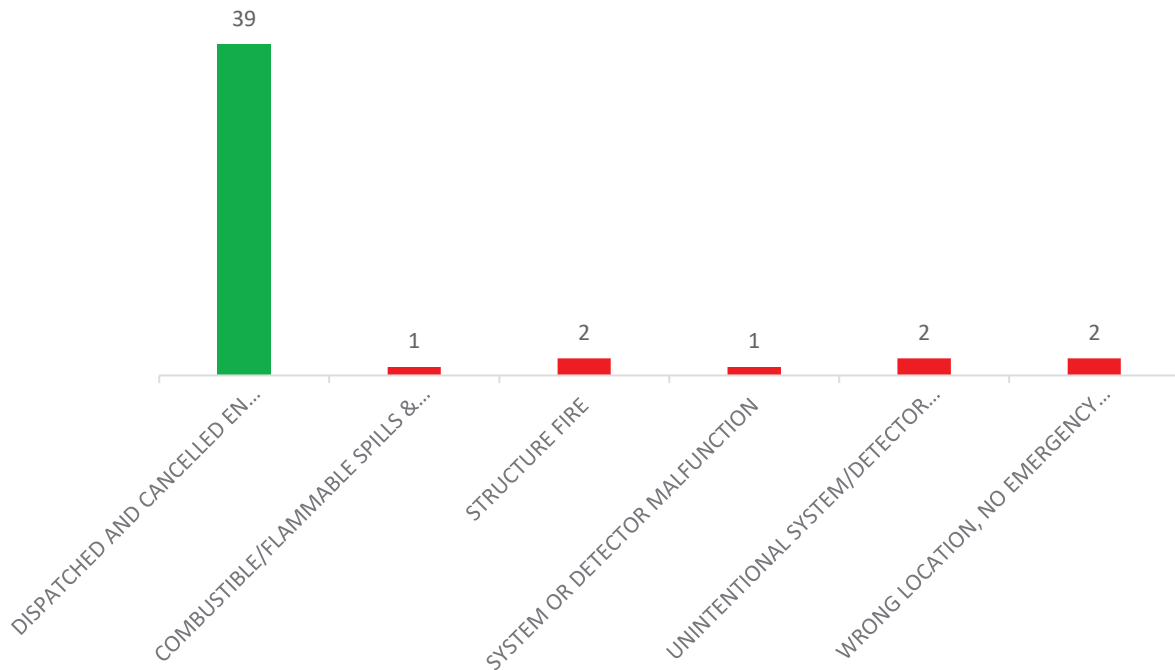
It's great to know  
the world is full of  
such generous people...

*like you.  
all of*

*Thanks so much for your  
great response to our  
fire call on October 23.  
We really appreciate your  
outstanding help and service.  
Lynn & Eric Decker*

# TOTAL AUTOMATIC AID GIVEN CALLS = 47

AUTO AID GIVEN CALLS



AUTOMATIC AID GIVEN

**BOAT 1017 RESPONDED**

**1 TIME TO AN UNINCORPORATED AREA**

**BOAT 1020 RESPONDED**

**1 TIME TO AN UNINCORPORATED AREA**

**BATTALION CHIEF 1006 RESPONDED**

**1 TIMES TO MOUNT PLEASANT**

**2 TIMES TO AN UNINCORPORATED AREAS**

**LADDER 1001 RESPONDED**

**2 TIMES TO MOUNT PLEASANT**

**ENGINE 1002 RESPONDED**

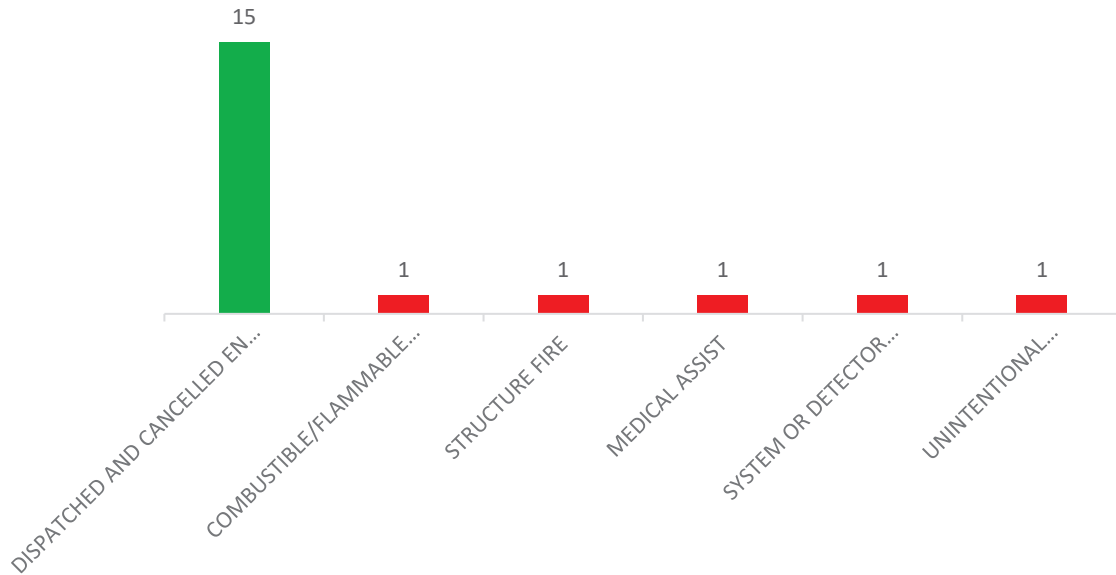
**1 TIMES TO AN UNINCORPORATED AREA**

**SQUAD 1001 RESPONDED**

**1 TIMES TO AN UNINCORPORATED AREA**

# TOTAL AUTOMATIC AID RECEIVED CALLS = 20

AUTO AID RECEIVED CALLS



## AUTO AID UNITS THAT RESPONDED TO ISLE OF PALMS

BATTALION CHIEF 504 (MOUNT PLEASANT)

BATTALION CHIEF 505 (MOUNT PLEASANT)

BATTALION CHIEF 508 (MOUNT PLEASANT)

ENGINE 501 (MOUNT PLEASANT)

ENGINE 505 (MOUNT PLEASANT)

ENGINE 506 (MOUNT PLEASANT)

ENGINE 1201 (SULLIVAN'S ISLAND)

RESCUE 504 (MOUNT PLEASANT)

SQUAD 504 (MOUNT PLEASANT)

AUTOMATIC AID RECEIVED