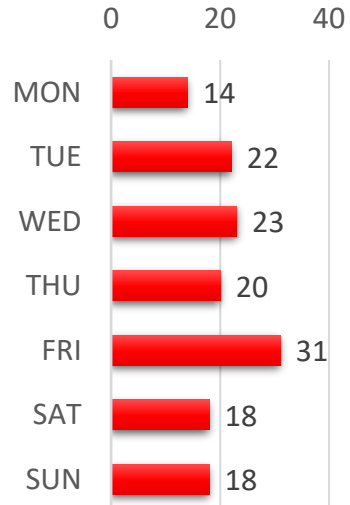


# MARCH 2023

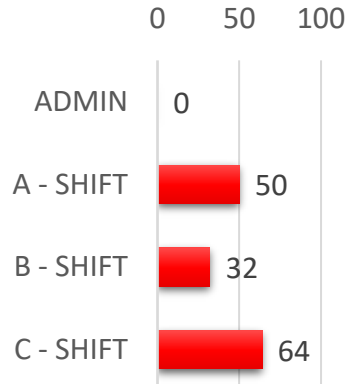
## CALLS BY MONTH



## CALLS BY DAY



## CALLS BY SHIFT



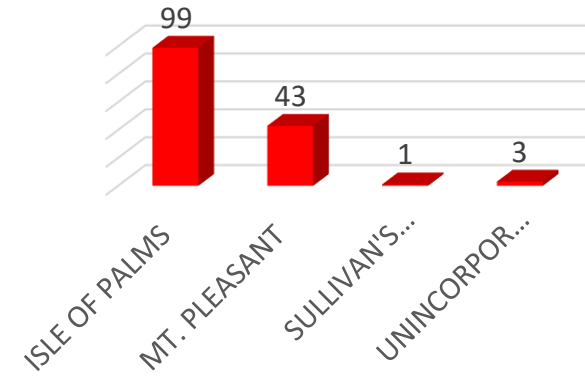
## TOTAL CALLS FOR SERVICE

# 146

### INCIDENTS BY CATEGORY

FIRE	2
OVERPRESSURE RUPTURE, EXPLOSION, OVERHEAT (NO FIRE)	0
RESCUE & EMERGENCY MEDICAL SERVICE INCIDENTS	67
HAZARDOUS CONDITION (NO FIRE)	4
SERVICE CALL	11
GOOD INTENT CALL	51
FALSE ALARM & FALSE CALL	11
SEVERE WEATHER & NATURAL DISASTER	0
SPECIAL INCIDENT TYPE	0

## CALL LOCATIONS BY CITY



## RESIDENCY STATUS

Resident Calls = 53  
Non-Resident Calls = 93



**AVERAGE TOTAL RESPONSE TIME**  
7 MIN. 07 SEC



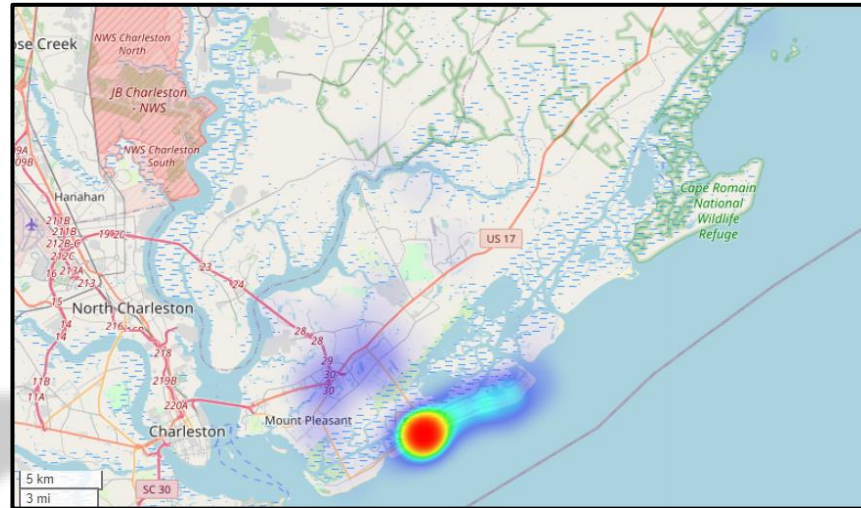
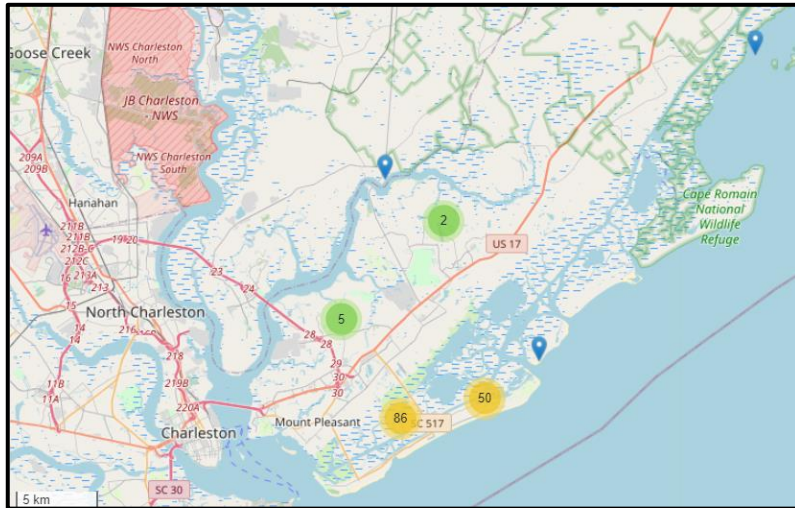
**MEDIAN TOTAL RESPONSE TIME**  
6 MIN. 05 SEC



# MONTHLY REPORT

MARCH  
2023

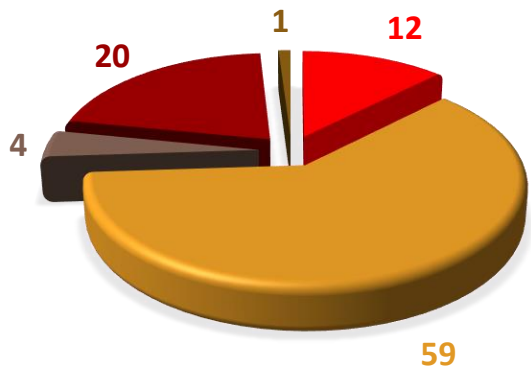
# CALL LOCATIONS AND HEAT MAP



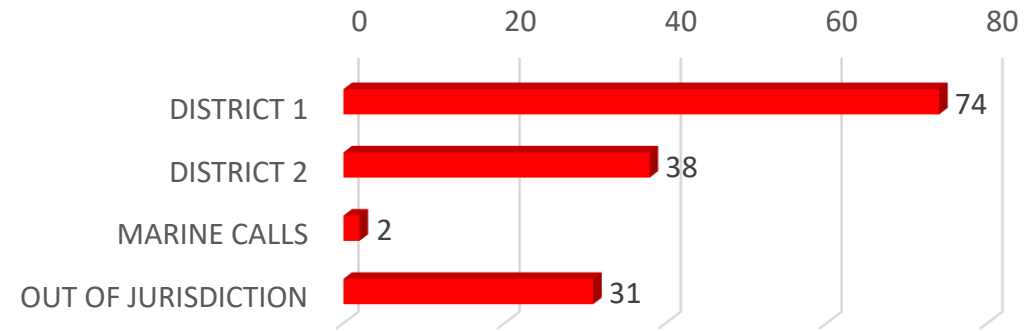
MONTHLY  
REPORT

## INCIDENTS BY PROPERTY USE

- ASSEMBLY
- RESIDENTIAL
- MERCANTILE, BUSINESS
- OUTSIDE OR SPECIAL PROPERTY
- HEALTH CARE, DETENTION & CORRECTION

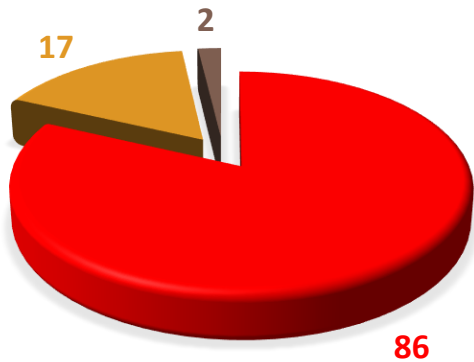


## INCIDENTS BY DISTRICT

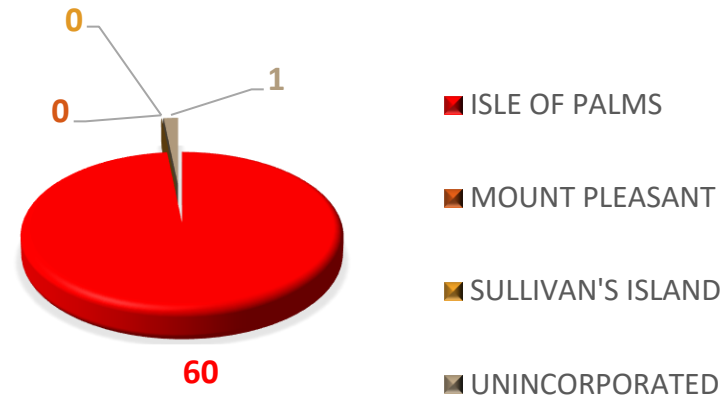


## INCIDENTS BY RESPONSE MODE

- EMERGENCY
- NON-EMERGENCY
- EMERGENCY DOWNGRADED TO NON-EMERGENCY

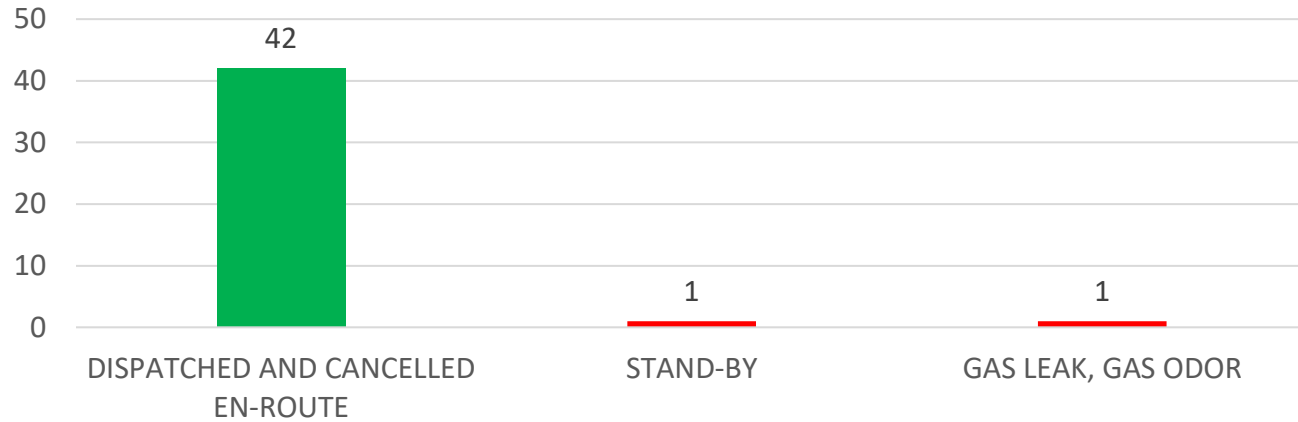


## EMS CALLS BY LOCATION

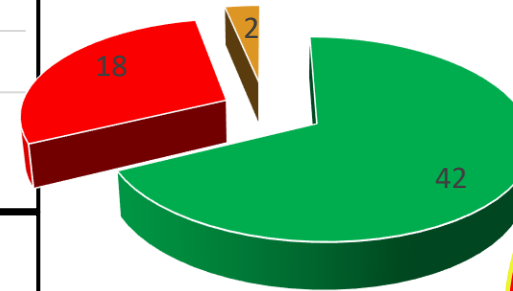


# MARCH 2023

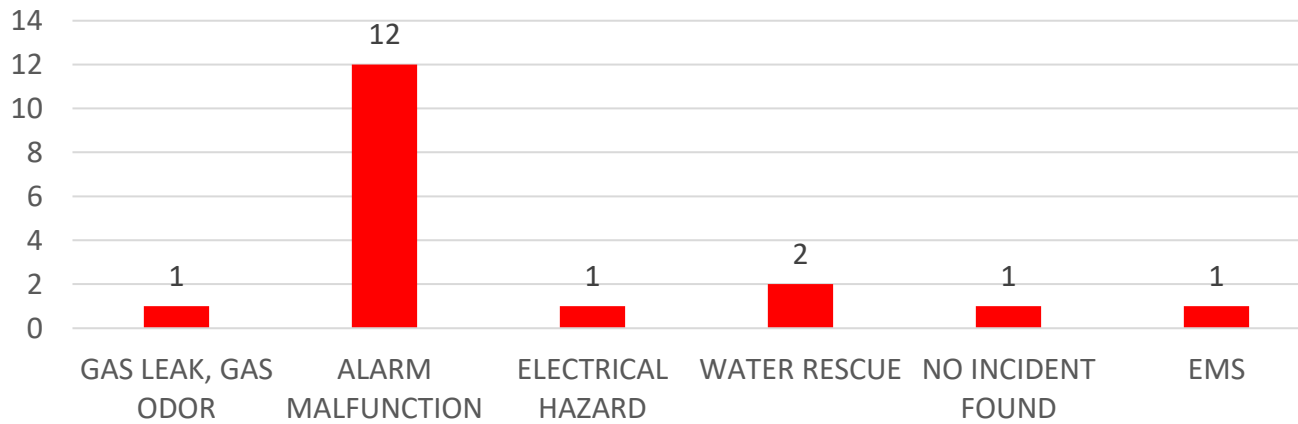
## AUTOMATIC AID GIVEN



BC-1006 RESPONSES = 11  
 ENG-1001 RESPONSES = 1  
 L-1001 RESPONSES = 18  
 TWR-1002 RESPONSES = 26



## AUTOMATIC AID RECEIVED



■ CANCELLED PRIOR TO ARRIVAL  
 ■ CALLS WORKED IN ISLE OF PALMS  
 ■ CALLS WORKED IN MT. PLEASANT



BC-505 RESPONSES = 3  
 BC-508 RESPONSES = 1  
 BC-103 RESPONSES = 1  
 ENG-501 RESPONSES = 3  
 ENG-502 RESPONSES = 1  
 ENG-510 RESPONSES = 1  
 RES-504 RESPONSES = 9  
 RES-115 RESPONSES = 1  
 MARINE-501 = 1

# MONTHLY REPORT

## CITY OF ISLE OF PALMS FIRE & RESCUE

\*\* Note: Mount Pleasant Fire Department only had 1 of their 2 ladder trucks available during the month of March