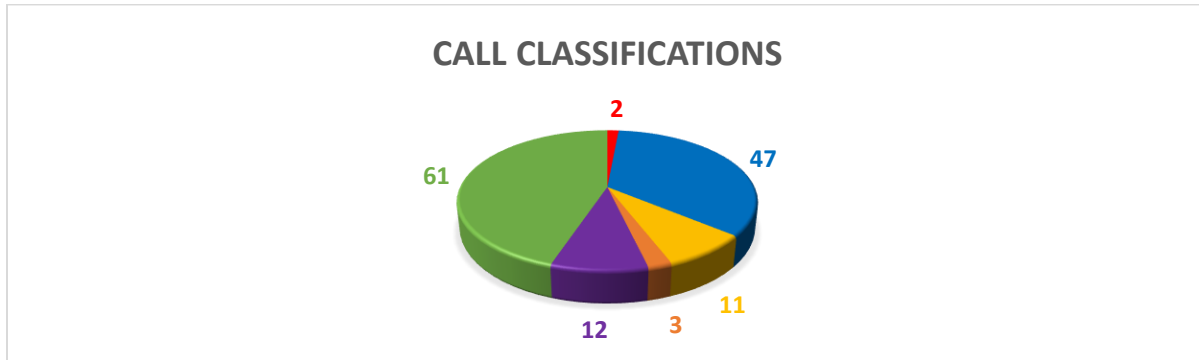


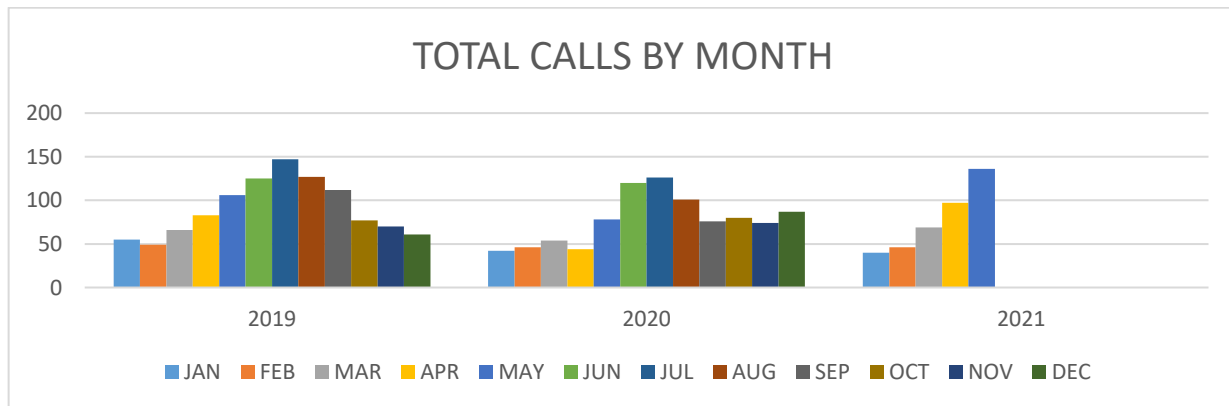


MONTHLY REPORT MAY 2021



FIRE	EMS	RESCUE	HAZ-MAT	SERVICE	OTHER
2	47	11	3	12	61

	YEAR TO DATE TOTAL CALLS	MAY TOTAL CALLS
2020	264	78
2021	388	136
<small>DIFFERENCE FROM PRIOR YEAR</small>	46.97%	74.36%



	JAN	FEB	MAR	APR	MAY	JUN	JUL	AUG	SEP	OCT	NOV	DEC
2019	55	49	66	83	106	125	147	127	112	77	70	61
2020	42	46	54	44	78	120	126	101	76	80	74	87
2021	40	46	69	97	136							



MONTHLY REPORT MAY 2021

NOTABLE EVENTS / CALL HIGHLIGHTS

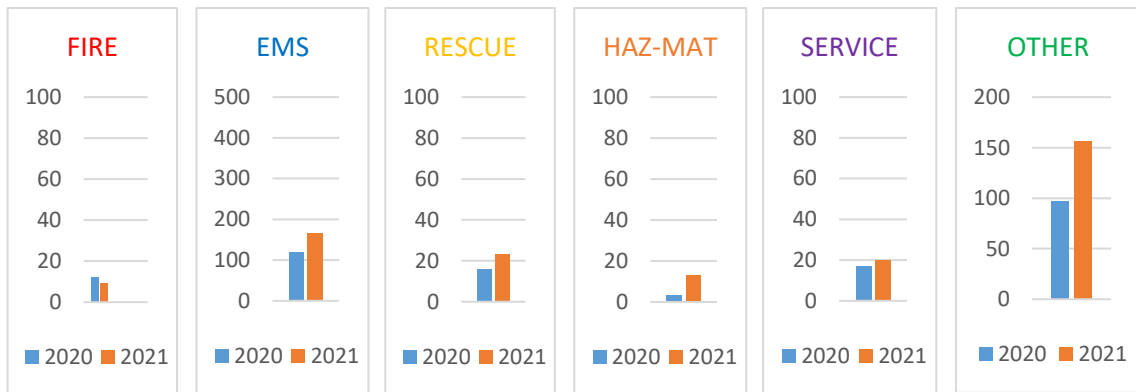
- 05/03/2021 Fire crews responded to a fire in a construction dumpster on Morgan Place Drive. Upon arrival, the contents of the dumpster were found to be actively burning. Firefighters quickly extinguished the fire containing the damage to just the contents of the receptacle. There was no damage to the residence that was near the dumpster. All units cleared from the scene and returned to service.
- 05/08/2021 Fire crews responded to a two-vehicle motor vehicle accident on the Isle of Palms Connector. Damage to both vehicles was minimal. Fire personnel assisted Charleston County EMS with patient assessment and clean-up of leaking anti-freeze. All units cleared from the scene and returned to service.
- 05/12/2021 Fire crews responded to a report of an outside fire on Morgan Place Drive. Upon arrival it was found that landscaping mulch had ignited from outdoor lighting placed within the mulch. Neighbors had extinguished the fire prior to the Fire Department's arrival. The fire was contained to a small patch of mulch and no damage was caused to any structures. Power to the lighting was disconnected and the homeowners were notified by the landscapers of the issue. All units cleared from the scene and returned to service.
- 05/13/2021 Fire crews responded to a fuel spill on Palm Boulevard near Breach Inlet. Upon arrival, personnel found a sports utility vehicle with an active fuel leak. It was estimated that approximately thirty to forty gallons had leaked onto the ground. The spill on the ground was confined to the area of the leak, and measures were taken to control the leak at the vehicle. Once the vehicle was removed, and all hazards mitigated, all units cleared from the scene and returned to service.
- 05/28/2021 Fire Marshal Stafford attended the Sweetgrass Inn Grand Opening.



MONTHLY REPORT MAY 2021

INCIDENT TYPE

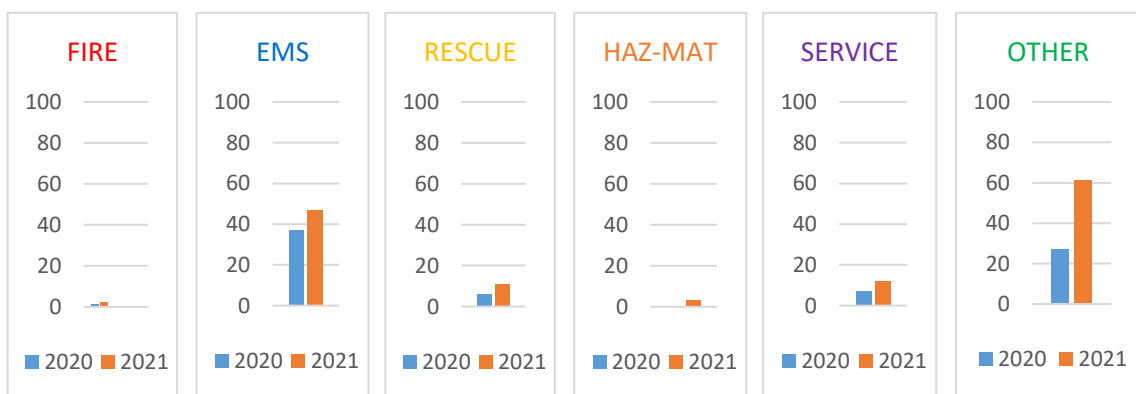
ANNUAL YEAR TO DATE ANALYTIC COMPARISONS



2020	12	119	16	3	17	97
2021	9	167	23	13	20	156
DIFFERENCE FROM PRIOR YEAR	-25.00%	40.34%	43.75%	333.33%	17.65%	60.82%

INCIDENT TYPE

MAY MONTHLY ANALYTIC COMPARISONS



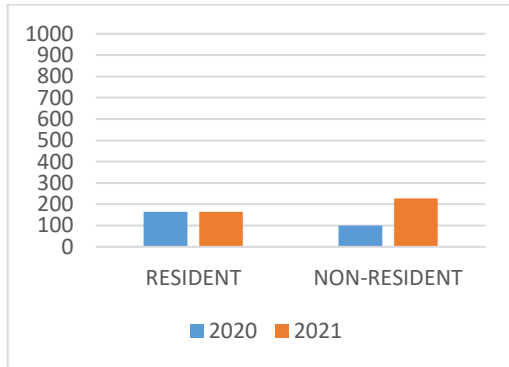
2020	1	37	6	0	7	27
2021	2	47	11	3	12	61
DIFFERENCE FROM PRIOR YEAR	100.00%	27.03%	83.33%	!Zero Divide	71.43%	125.93%



MONTHLY REPORT MAY 2021

RESIDENCY TYPE ANALYTIC COMPARISONS

ANNUAL YEAR TO DATE TOTAL CALLS



2020	165	99
2021	165	228
DIFFERENCE FROM PRIOR YEAR	0.00%	130.30%

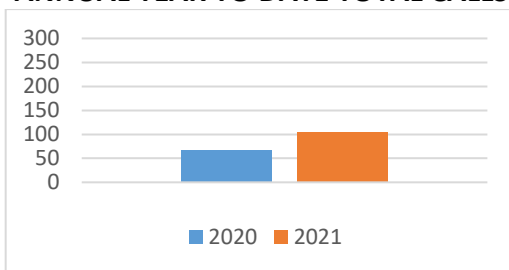
MAY MONTHLY TOTAL CALLS



2020	45	33
2021	42	94
DIFFERENCE FROM PRIOR YEAR	-6.67%	184.85%

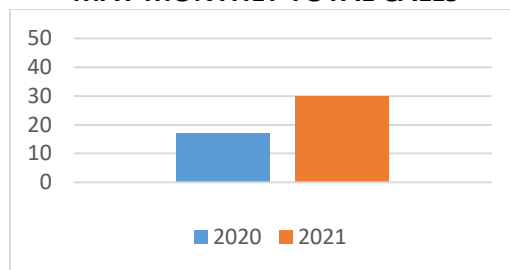
TOTAL CALLS IN WILD DUNES

ANNUAL YEAR TO DATE TOTAL CALLS



2020	66
2021	105
DIFFERENCE FROM PRIOR YEAR	59.09%

MAY MONTHLY TOTAL CALLS

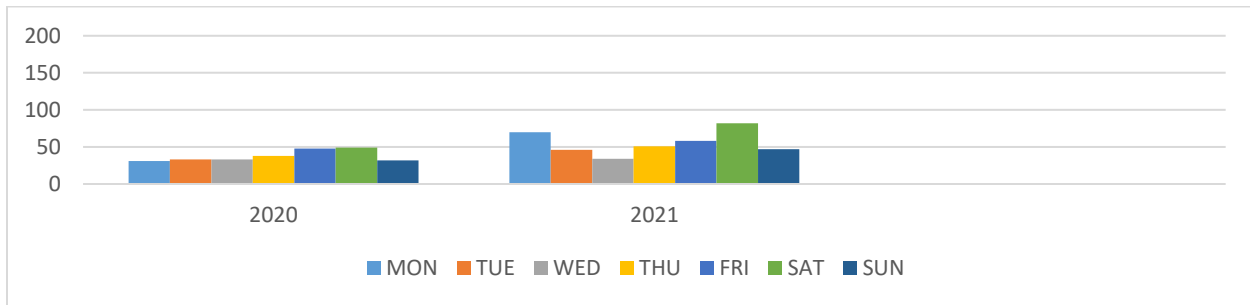


2020	17
2021	30
DIFFERENCE FROM PRIOR YEAR	76.47%



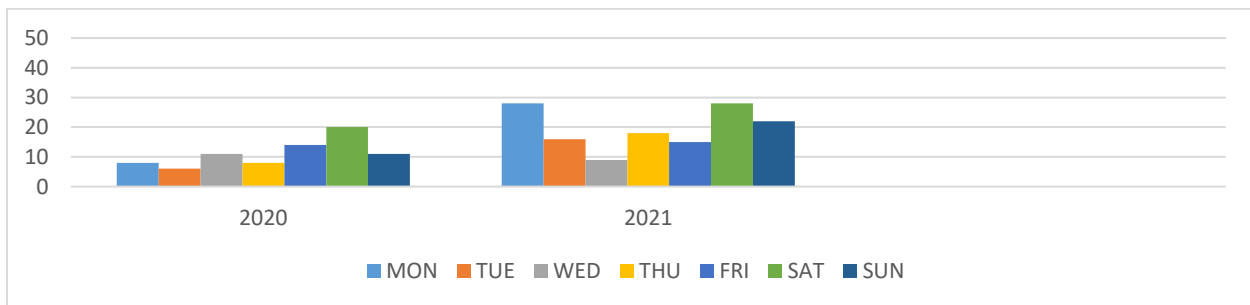
MONTHLY REPORT MAY 2021

YEAR TO DATE CALLS BY DAY OF THE WEEK



	MON	TUE	WED	THUR	FRI	SAT	SUN
2020	31	33	33	38	48	49	32
2021	70	46	34	51	58	82	47
DIFFERENCE FROM PRIOR YEAR	125.81%	39.39%	3.03%	34.21%	20.83%	67.35%	46.88%

MAY CALLS BY DAY OF THE WEEK



	MON	TUE	WED	THUR	FRI	SAT	SUN
2020	8	6	11	8	14	20	11
2021	28	16	9	18	15	28	22
DIFFERENCE FROM PRIOR YEAR	250.00%	166.67%	-18.18%	125.00%	7.14%	40.00%	100.00%



MONTHLY REPORT MAY 2021

YEAR TO DATE CALLS BY DISTRICT

	DISTRICT 1	DISTRICT 2	OUT OF JURISDICTION
2020	147	106	11
2021	218	158	12
DIFFERENCE FROM PRIOR YEAR	48.30%	49.06%	9.09%

MAY CALLS BY DISTRICT

	DISTRICT 1	DISTRICT 2	OUT OF JURISDICTION
2020	48	29	1
2021	82	51	3
DIFFERENCE FROM PRIOR YEAR	70.83%	75.86%	200.00%

YEAR TO DATE CALLS BY SHIFT

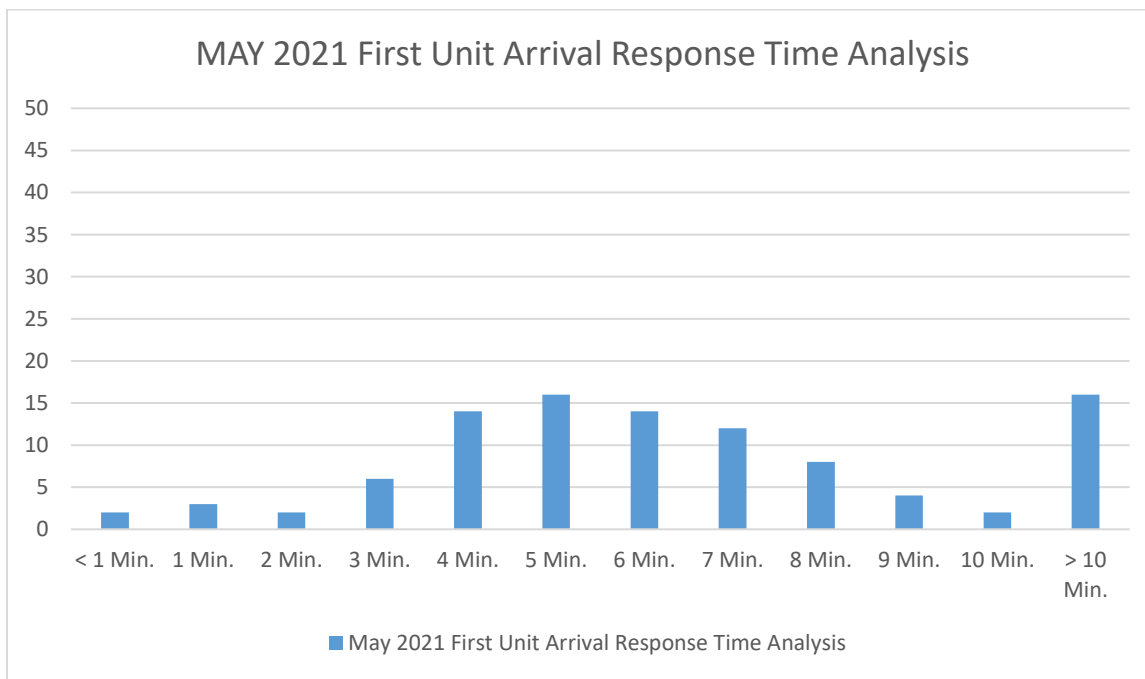
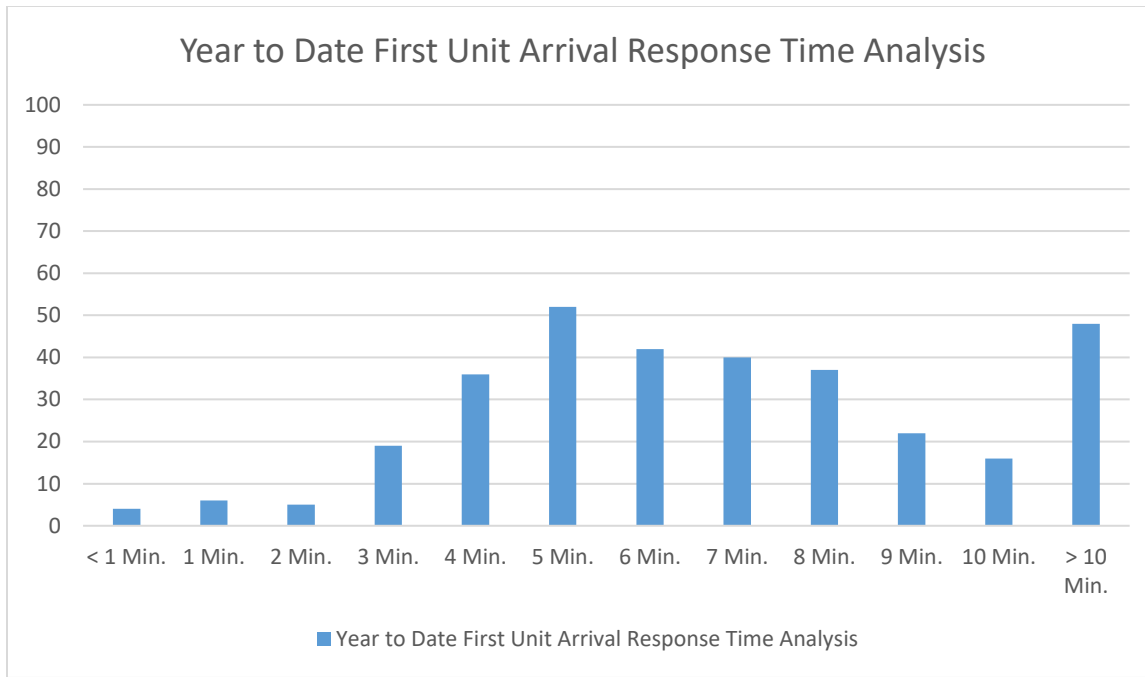
	A-SHIFT	B-SHIFT	C-SHIFT
2020	102	87	75
2021	123	132	133
DIFFERENCE FROM PRIOR YEAR	20.59%	51.72%	77.33%

MAY CALLS BY SHIFT

	A-SHIFT	B-SHIFT	C-SHIFT
2020	24	24	30
2021	36	52	48
DIFFERENCE FROM PRIOR YEAR	50.00%	116.67%	60.00%

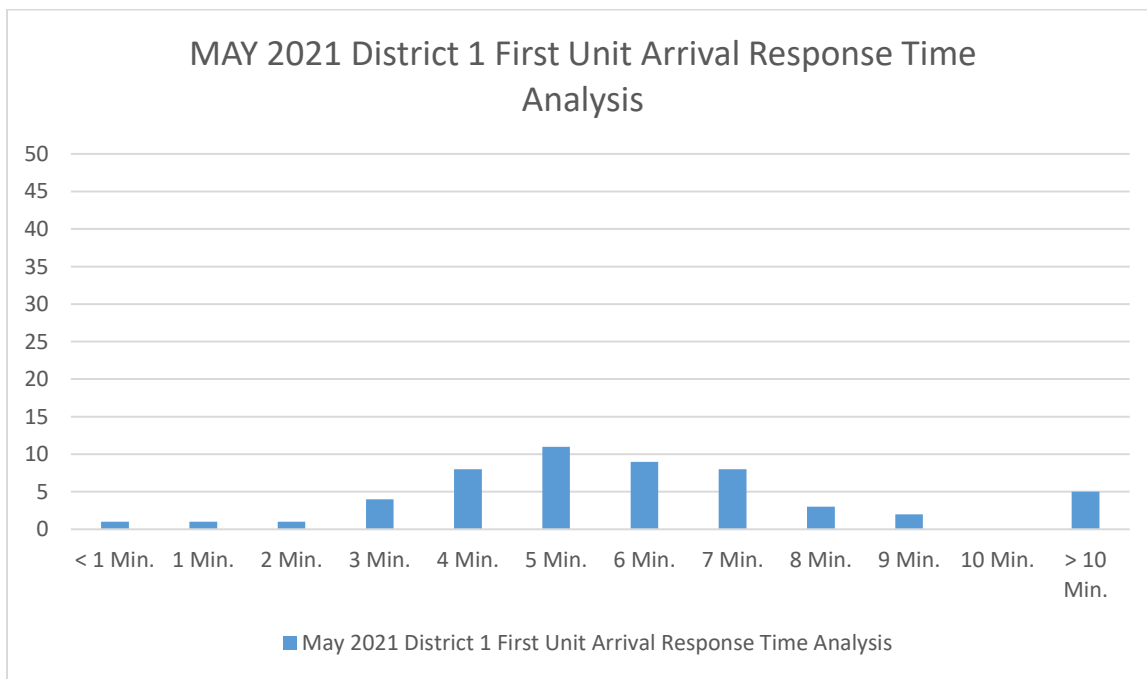
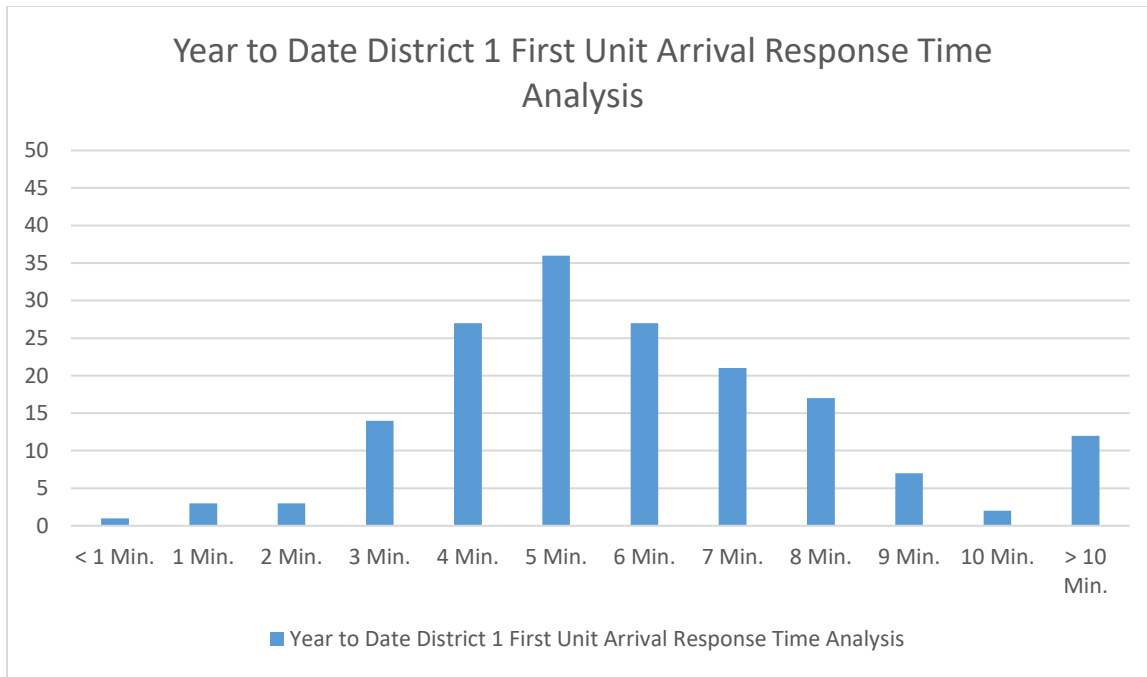


MONTHLY REPORT MAY 2021



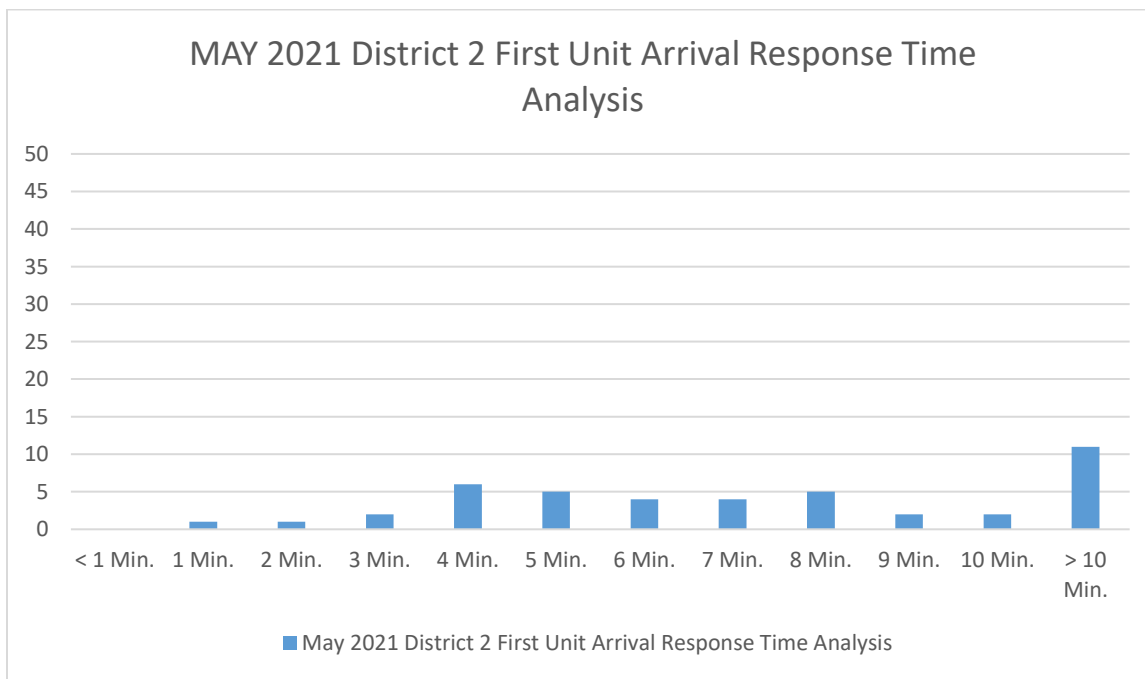
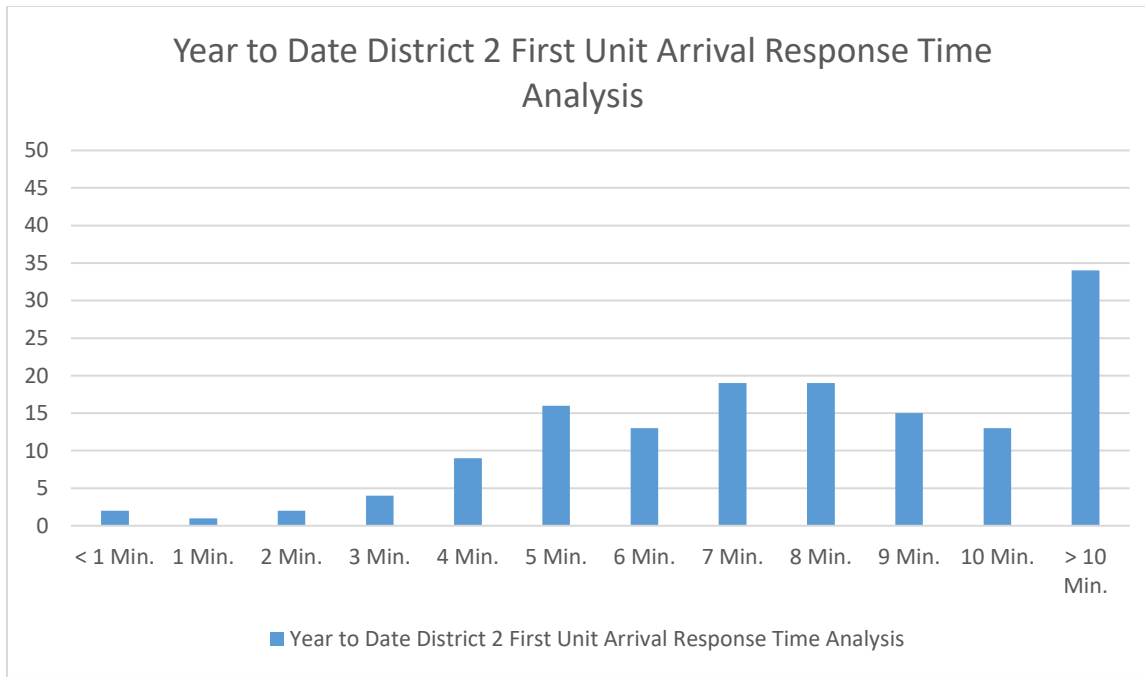


MONTHLY REPORT MAY 2021





MONTHLY REPORT MAY 2021





MONTHLY REPORT MAY 2021

MAY 2021 All Calls



MAY 2021 EMS Calls





MONTHLY REPORT MAY 2021

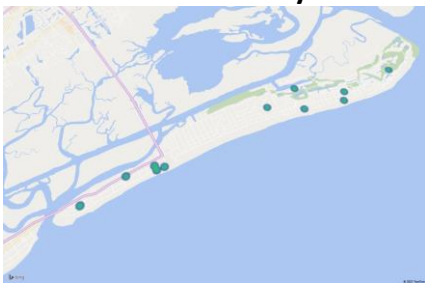
MAY 2021 Sunday Calls



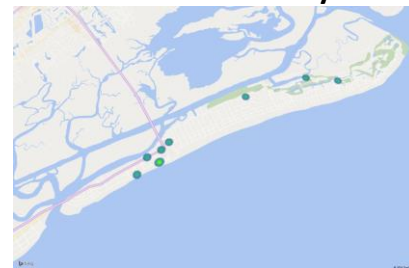
MAY 2021 Monday Calls



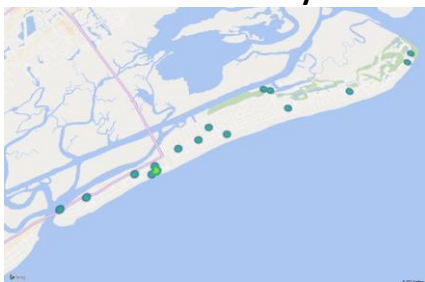
MAY 2021 Tuesday Calls



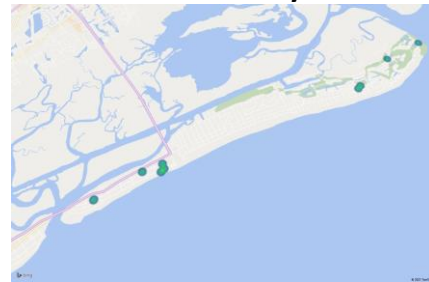
MAY 2021 Wednesday Calls



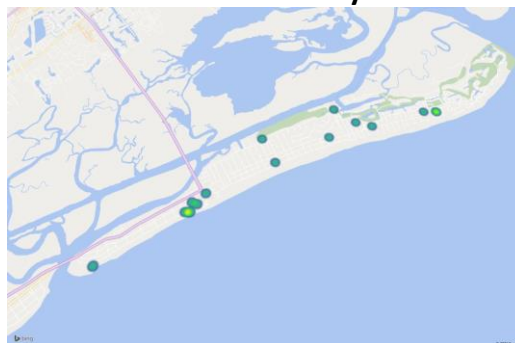
MAY 2021 Thursday Calls



MAY 2021 Friday Calls



MAY 2021 Saturday Calls





MONTHLY REPORT MAY 2021

MAY 2021 Resident Calls



MAY 2021 Non-Resident Calls

