


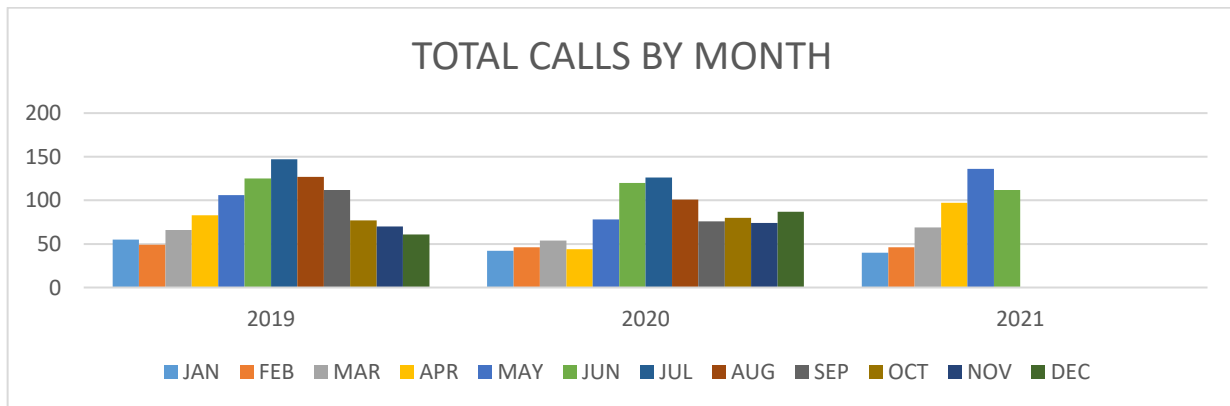


MONTHLY REPORT JUNE 2021



FIRE	EMS	RESCUE	HAZ-MAT	SERVICE	OTHER
4	51	14	1	3	39

	YEAR TO DATE TOTAL CALLS	JUNE TOTAL CALLS
2020	<u>384</u>	<u>120</u>
2021	<u>500</u>	<u>112</u>
DIFFERENCE FROM PRIOR YEAR	30.21%	-6.67%



	JAN	FEB	MAR	APR	JUNE	JUN	JUL	AUG	SEP	OCT	NOV	DEC
2019	55	49	66	83	106	125	147	127	112	77	70	61
2020	42	46	54	44	78	120	126	101	76	80	74	87
2021	40	46	69	97	136	112						



MONTHLY REPORT JUNE 2021

NOTABLE EVENTS / CALL HIGHLIGHTS

- 06/05/2021 Fire crews received an Emergency Medical Call at the North end of Capers Island. Dewees Island Fire Department and the United States Coast Guard were put on stand-by due to the nature of the call. Boat 1020 was launched with a crew of three personnel. Patient was found, brought aboard Boat 1020 and returned to the City of Isle of Palms Marina. All units cleared from the call and returned to service.
- 06/05/2021 Fire crews responded to a report of a tree down in the roadway at 24th Avenue. Fire Department personnel were able to cut and remove parts of the tree to allow for traffic and emergency vehicles to pass. Cautionary measures were used to identify any remaining obstructions. All units cleared from the call and returned to service.
- 06/10/2021 Fire crews responded to an auto versus pedestrian call at Palm Boulevard and 20th Avenue. Patient care was provided and transferred to Charleston County EMS. All units cleared from the call and returned to service.
- 06/11/2021 Fire crews responded to the Isle of Palms Connector for a five (5) vehicle traffic accident. Responding apparatus encountered some difficulty navigating the Connector Bridge due to the backed-up traffic and vehicles struggling to clear the lane for emergency vehicles. There were no initial requests for medical assistance. After all persons involved in the incident were assessed, fire crews deployed Sta-Dry on the road due to fluid spills from the vehicles. Batteries were disconnected on some vehicles due to the extent of the front-end damage. Charleston County EMS did treat and transfer a total of three (3) patients. Once cleared from the scene, all units returned to service.



MONTHLY REPORT JUNE 2021

NOTABLE EVENTS / CALL HIGHLIGHTS

- 06/11/2021 Fire crews responded to a Commercial Fire Alarm at the Villages. Upon arrival, building management stated that they could smell smoke. After a thorough investigation, it was found to be an electrical issue with an air conditioning unit. Power was secured to the unit, and management was informed to have a technician make the necessary repairs before restoring power to the unit. All units cleared from the scene and returned to service.
- 06/12/2021 The City of Isle of Palms Fire Department was presented with the Fire Safe South Carolina Community Award. Fire Marshal Stafford accepted the award at the South Carolina Firefighter's Association Annual Fire/Rescue Conference which was held in Columbia South Carolina.
- 06/16/2021 Fire crews responded to the area of Waterway Boulevard and 41st Avenue for a report of a lightning strike. Once on-scene, Fire Department Personnel were informed that boat had been struck by lightning across from the Isle of Palms City Marina. It was determined that the boat was docked behind Yacht Harbor on Dock D. The radio antenna (which was the highest point of the vessel) had been struck by lightning. There was no damage to the boat other than to the radio system attached to the antenna. All units cleared from the scene and returned to service.
- 06/17/2021 Firefighter Nick Russo was recognized and awarded the Firefighter of the Quarter Award.
- 06/17/2021 Fire crews responded to an auto versus pedestrian accident at 34th Avenue and Hartnett Boulevard. Personnel arrived on scene and provided medical care to a juvenile that had been struck by a vehicle. Charleston County EMS assumed patient care and transported the patient to the hospital. All units cleared from the scene and returned to service.



MONTHLY REPORT JUNE 2021

NOTABLE EVENTS / CALL HIGHLIGHTS

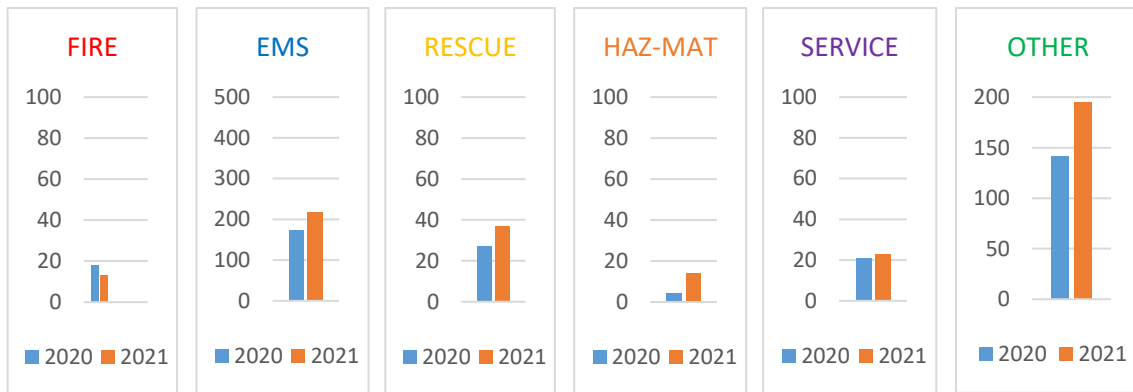
06/29/2021 Fire crews responded to The Boardwalk Inn for a Commercial Fire Alarm. Upon arrival Fire Department Personnel found an activated sprinkler head in the garage area caused by a fire in a near by dumpster. The activated sprinkler extinguished the fire before any structural damage could occur. Firefighters shut the water off to the system until a technician could replace the sprinkler head. Building management was informed that they would need a fire watch. All units cleared from the scene and returned to service.



MONTHLY REPORT JUNE 2021

INCIDENT TYPE

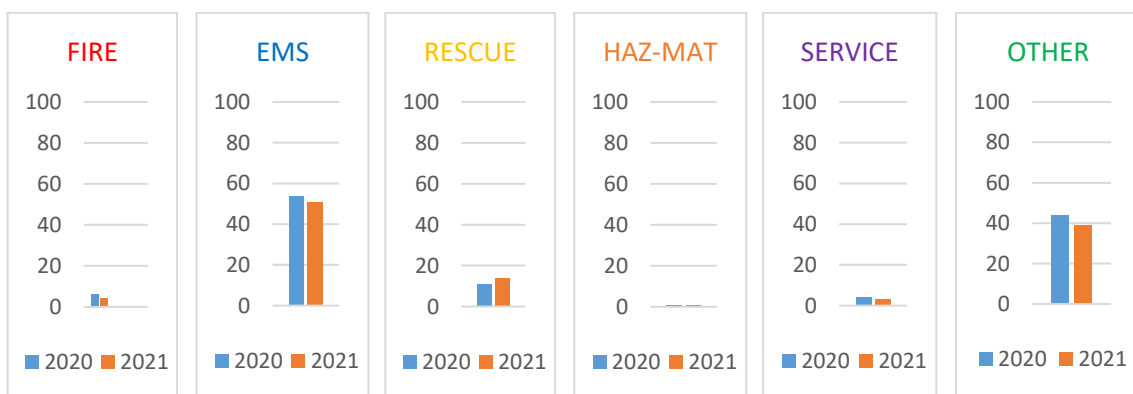
ANNUAL YEAR TO DATE ANALYTIC COMPARISONS



2020	18	173	27	4	21	141
2021	13	218	37	14	23	195
DIFFERENCE FROM PRIOR YEAR	-25.00%	40.34%	37.04%	333.33%	17.65%	60.82%

INCIDENT TYPE

JUNE MONTHLY ANALYTIC COMPARISONS



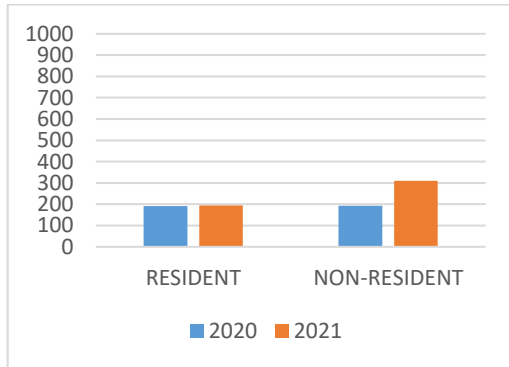
2020	6	54	11	1	4	44
2021	4	51	14	1	3	39
DIFFERENCE FROM PRIOR YEAR	-33.33%	-5.56%	27.27%	0.00%	-25.00%	-11.36%



MONTHLY REPORT JUNE 2021

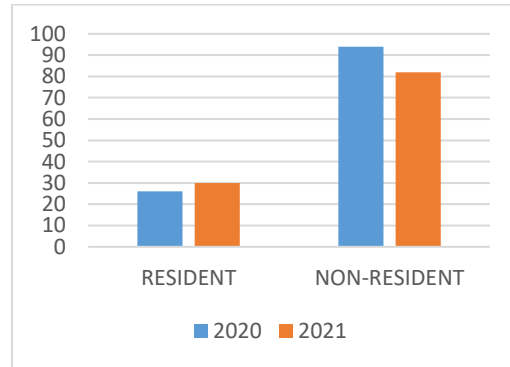
RESIDENCY TYPE ANALYTIC COMPARISONS

ANNUAL YEAR TO DATE TOTAL CALLS



2020	191	193
2021	195	310
DIFFERENCE FROM PRIOR YEAR	2.09%	60.62%

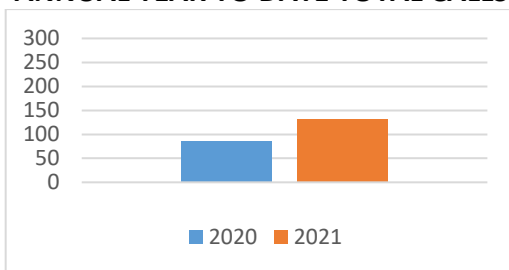
JUNE MONTHLY TOTAL CALLS



2020	26	94
2021	30	82
DIFFERENCE FROM PRIOR YEAR	15.38%	-12.77%

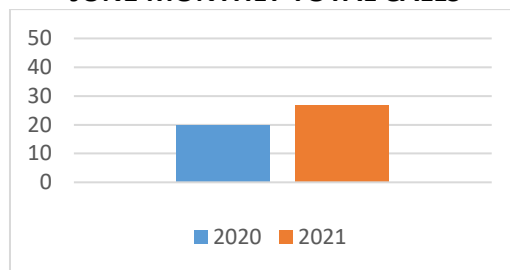
TOTAL CALLS IN WILD DUNES

ANNUAL YEAR TO DATE TOTAL CALLS



2020	86
2021	132
DIFFERENCE FROM PRIOR YEAR	53.49%

JUNE MONTHLY TOTAL CALLS

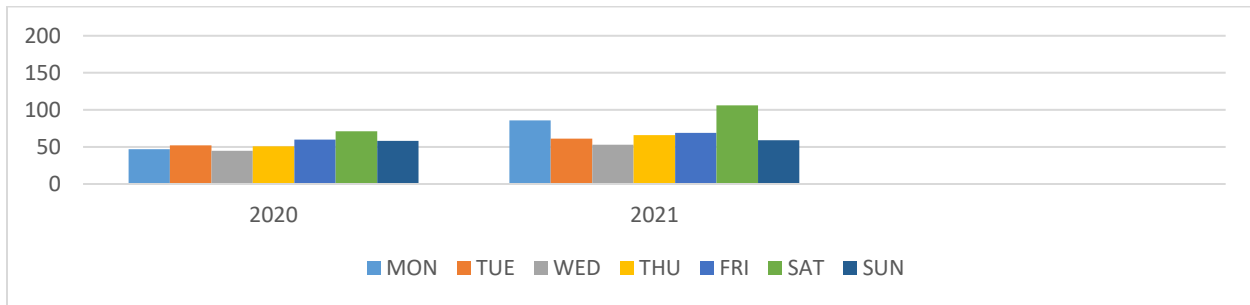


2020	20
2021	27
DIFFERENCE FROM PRIOR YEAR	35.00%



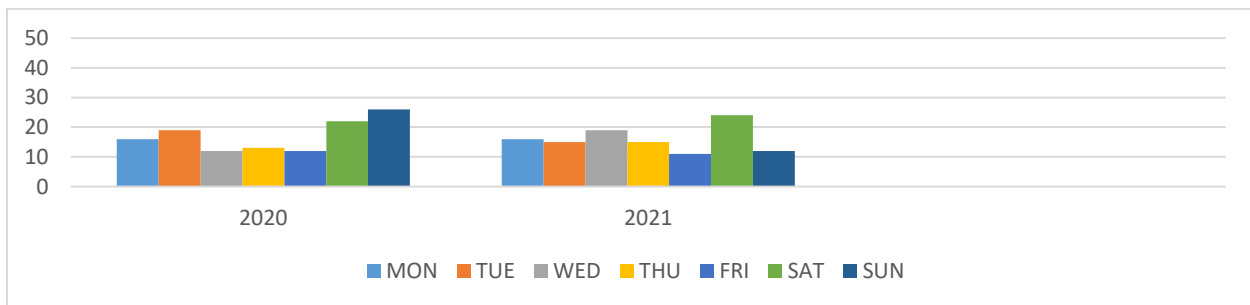
MONTHLY REPORT JUNE 2021

YEAR TO DATE CALLS BY DAY OF THE WEEK



	MON	TUE	WED	THUR	FRI	SAT	SUN
2020	47	52	45	51	60	71	58
2021	86	61	53	66	69	106	59
DIFFERENCE FROM PRIOR YEAR	82.98%	17.31%	17.78%	29.41%	15.00%	49.30%	1.72%

JUNE CALLS BY DAY OF THE WEEK



	MON	TUE	WED	THUR	FRI	SAT	SUN
2020	16	19	12	13	12	22	26
2021	16	15	19	15	11	24	12
DIFFERENCE FROM PRIOR YEAR	0.00%	-21.05%	58.33%	15.38%	-8.33%	9.09%	-53.85%



MONTHLY REPORT JUNE 2021

YEAR TO DATE CALLS BY DISTRICT

	DISTRICT 1	DISTRICT 2	OUT OF JURISDICTION
2020	224	143	17
2021	278	206	16
DIFFERENCE FROM PRIOR YEAR	24.11%	44.06%	-5.88%

JUNE CALLS BY DISTRICT

	DISTRICT 1	DISTRICT 2	OUT OF JURISDICTION
2020	77	37	6
2021	60	48	4
DIFFERENCE FROM PRIOR YEAR	-22.08%	29.73%	-33.33%

YEAR TO DATE CALLS BY SHIFT

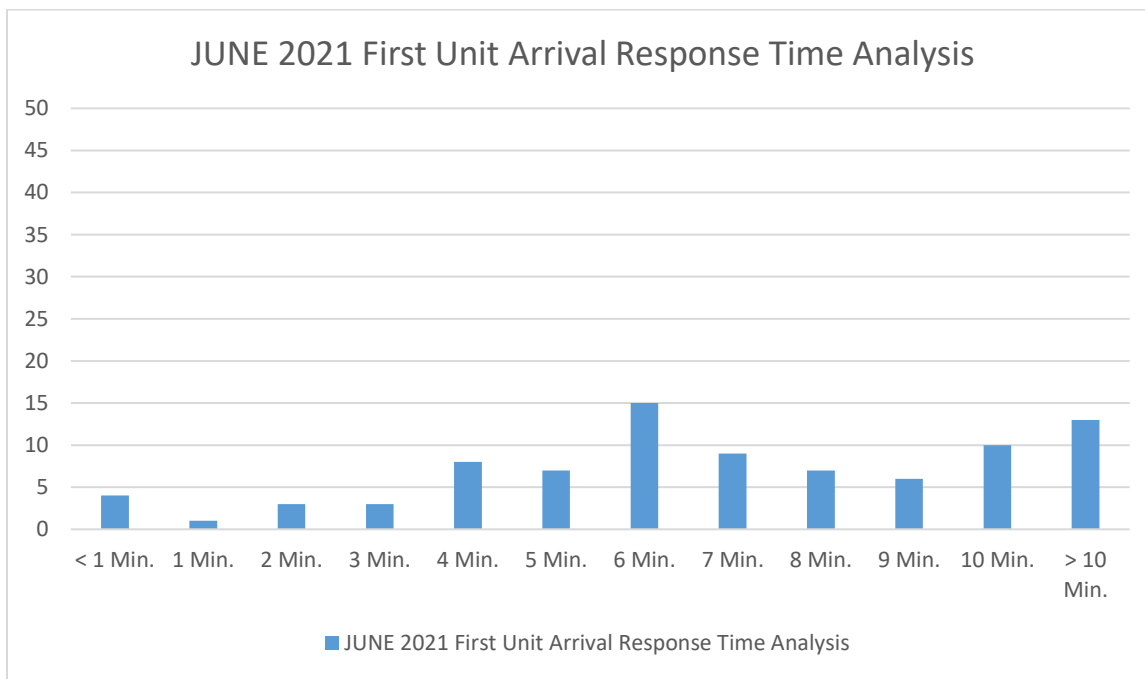
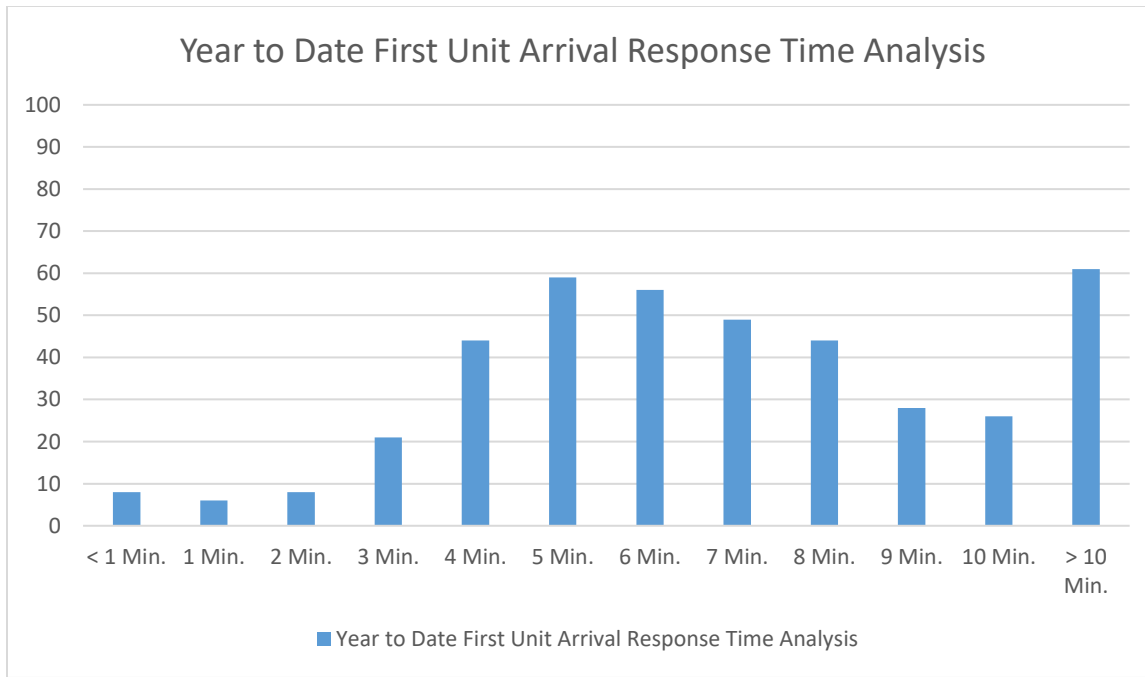
	A-SHIFT	B-SHIFT	C-SHIFT
2020	141	127	116
2021	150	178	172
DIFFERENCE FROM PRIOR YEAR	6.38%	40.16%	48.28%

JUNE CALLS BY SHIFT

	A-SHIFT	B-SHIFT	C-SHIFT
2020	39	40	41
2021	27	46	39
DIFFERENCE FROM PRIOR YEAR	-30.77%	15.00%	-4.88%

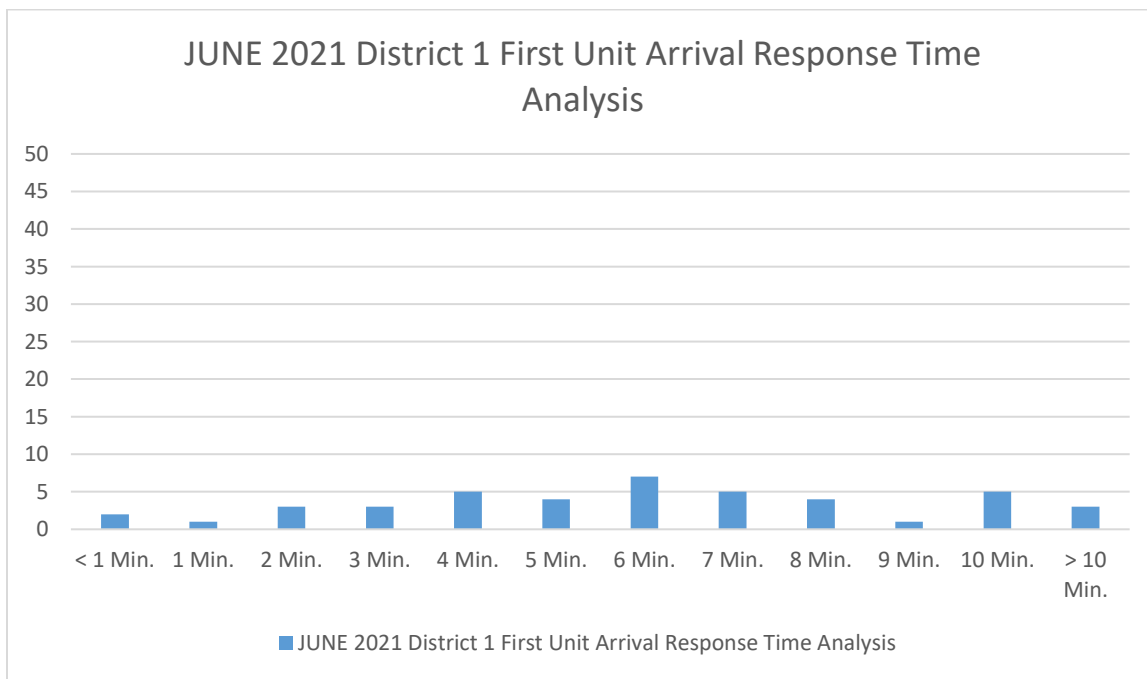
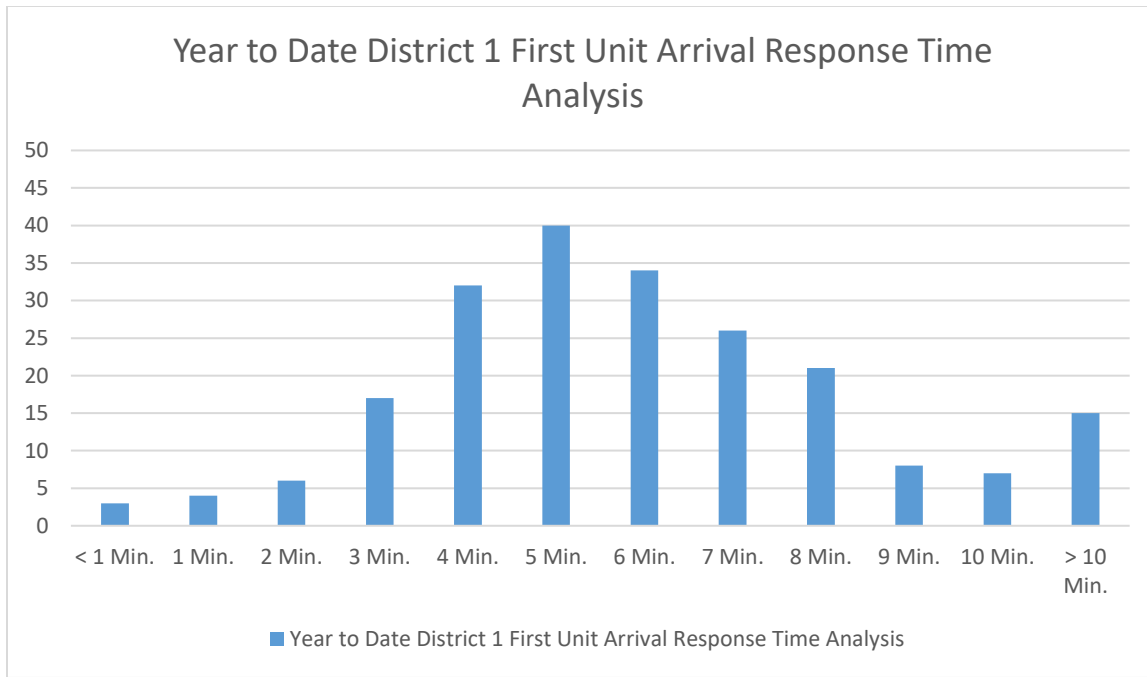


MONTHLY REPORT JUNE 2021



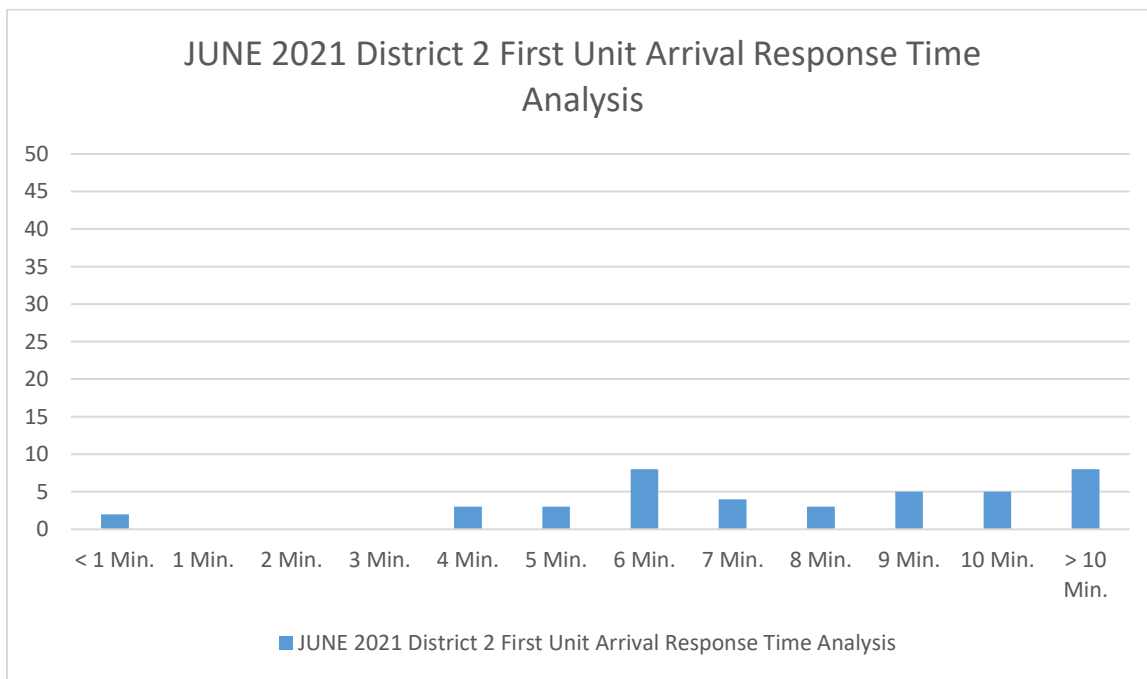
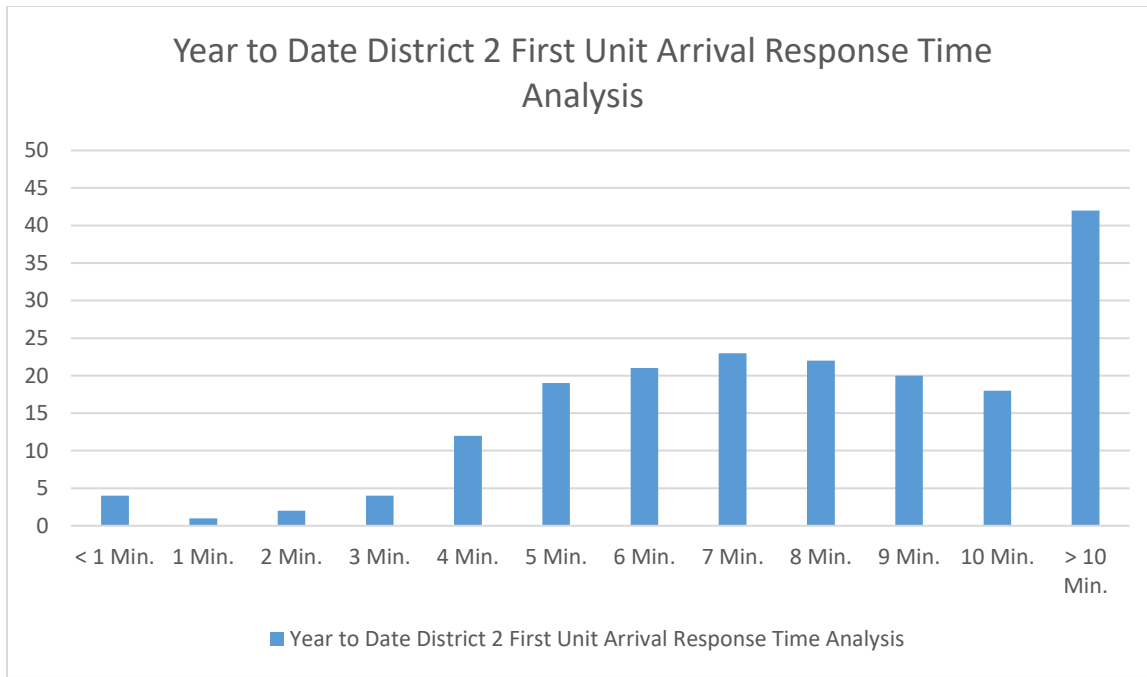


MONTHLY REPORT JUNE 2021





MONTHLY REPORT JUNE 2021



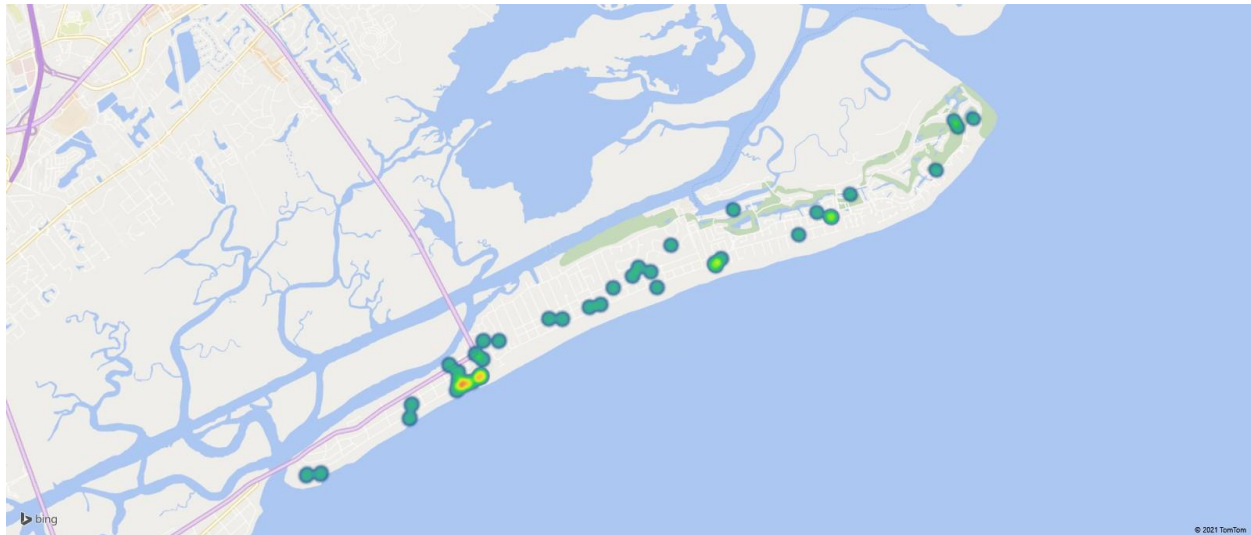


MONTHLY REPORT JUNE 2021

JUNE 2021 All Calls



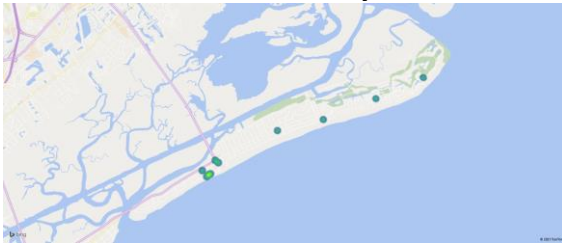
JUNE 2021 EMS Calls





MONTHLY REPORT JUNE 2021

JUNE 2021 Sunday Calls



JUNE 2021 Monday Calls



JUNE 2021 Tuesday Calls



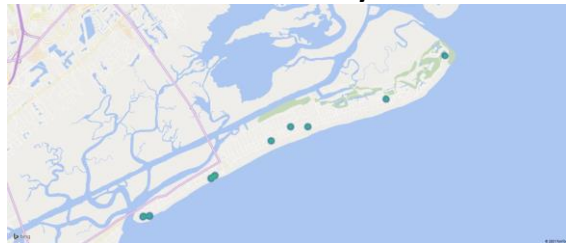
JUNE 2021 Wednesday Calls



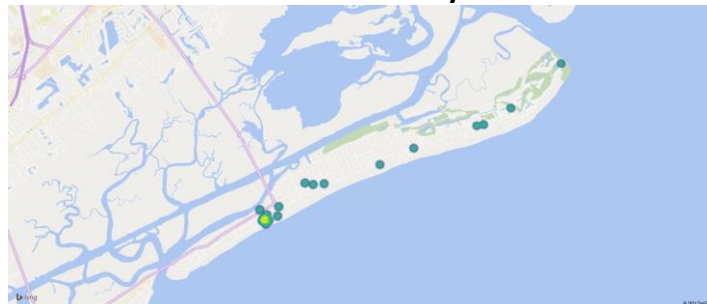
JUNE 2021 Thursday Calls



JUNE 2021 Friday Calls



JUNE 2021 Saturday Calls





MONTHLY REPORT JUNE 2021

JUNE 2021 Resident Calls



JUNE 2021 Non-Resident Calls

