

**FEBRUARY
2024**



91 CALLS FOR SERVICE

INCIDENT COUNT BREAKDOWN

2024				
INCIDENT TYPE CATEGORY	FEB 2023	FEB 2024	YTD 2023	YTD 2024
FIRE	0	1	4	4
OVERPRESSURE RUPTURE, EXPLOSION, OVERHEAT (NO FIRE)	0	0	1	0
RESCUE & EMERGENCY MEDICAL SERVICE INCIDENT	31	34	51	68
HAZARDOUS CONDITION (NO FIRE)	1	3	4	6
SERVICE CALL	6	7	9	17
GOOD INTENT CALL	51	35	86	74
FALSE ALARM & FALSE CALL	6	11	18	23
SEVERE WEATHER & NATURAL DISASTER	0	0	0	0
SPECIAL INCIDENT TYPE	0	0	1	0
GRAND TOTAL	95	91	174	192

**1
FIRE**

OUTSIDE EQUIPMENT FIRES:

1

RESIDENCY STATUS

NON-RESIDENT CALLS: 55

RESIDENT CALLS: 36

EMERGENCY MEDICAL CALLS

TOTAL EMERGENCY MEDICAL CALLS ON ISLE OF PALMS: 36

TOTAL RESPONSES TO MOUNT PLEASANT FOR EMERGENCY MEDICAL CALLS: 2

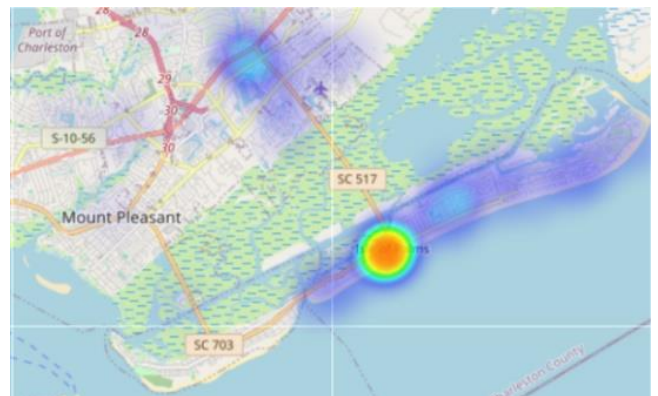
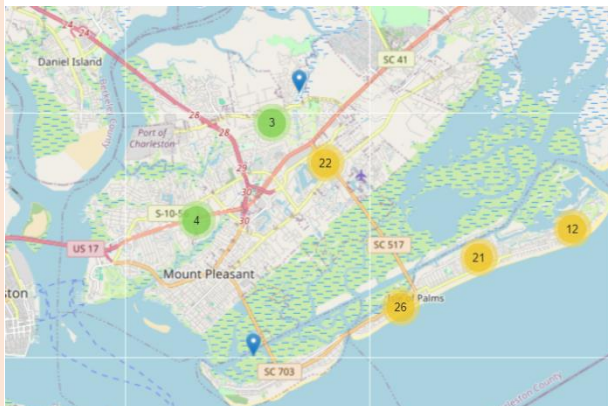
TOTAL RESPONSES WHEN CHARLESTON COUNTY EMS ARRIVED ON SCENE: 29

AVERAGE RESPONSE TIME TO EMS CALLS BY ISLE OF PALMS FIRE & RESCUE: 00:05:48

AVERAGE RESPONSE TIME TO EMS CALLS BY CHARLESTON COUNTY EMS: 00:13:02

FULL ARREST: 1

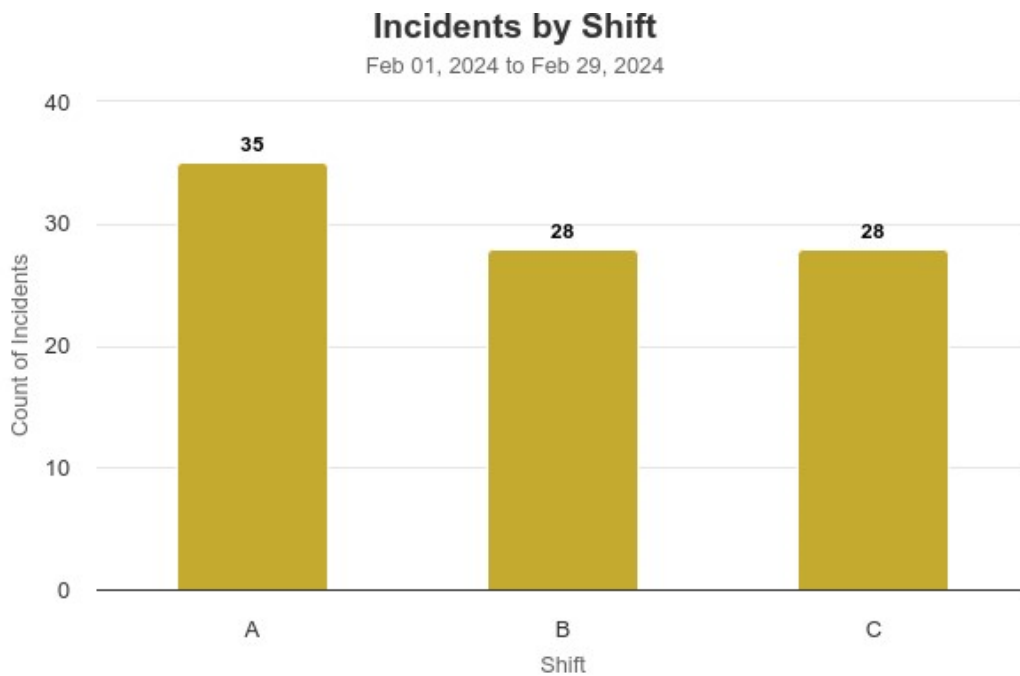
HEAT MAPS



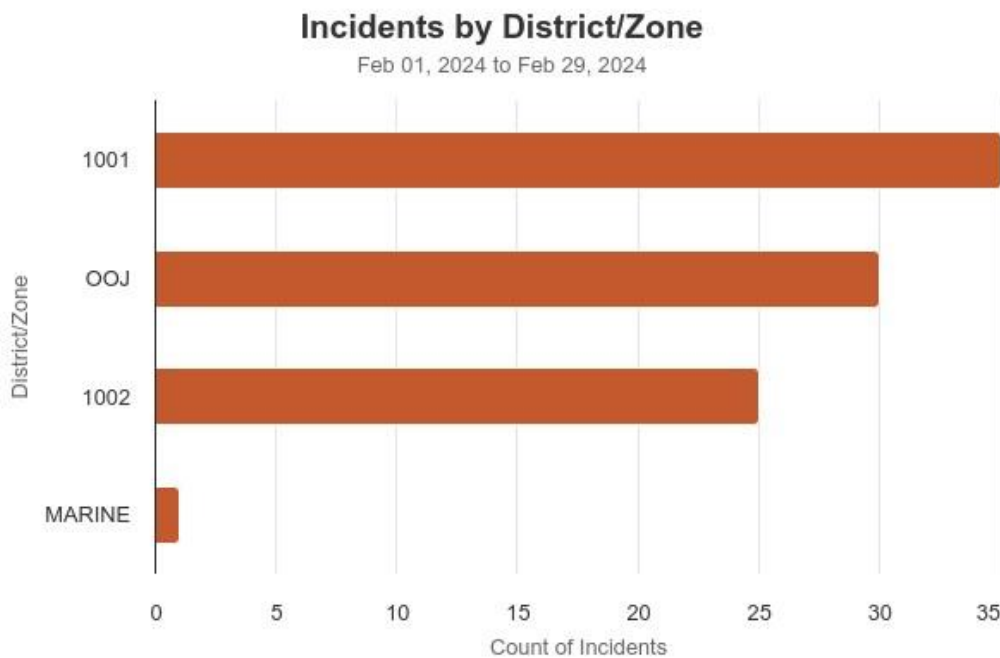
AVERAGE PERFORMANCE

Unit	Count	Turnout	Travel	Total Response	Scene	Total Time to Clear	Total Time on Task
BC1006	40	00:02:06	00:04:37	00:06:52	00:13:03	00:14:34	00:14:10
E1002	32	00:01:44	00:04:55	00:06:38	00:18:21	00:21:36	00:21:36
JS1001	1	00:00:00	00:00:01	00:00:01	01:08:55	01:08:57	01:08:57
L1001	55	00:01:38	00:05:17	00:07:06	00:11:42	00:11:48	00:11:32
ML1001	4	00:00:00	00:11:54	00:11:54	01:19:00	01:08:49	01:08:49
SQ1001	18	00:01:42	00:06:20	00:08:00	00:10:10	00:16:35	00:15:39
TW1002	1	00:02:28	(blank)	(blank)	(blank)	00:07:01	00:07:01

INCIDENTS BY SHIFT



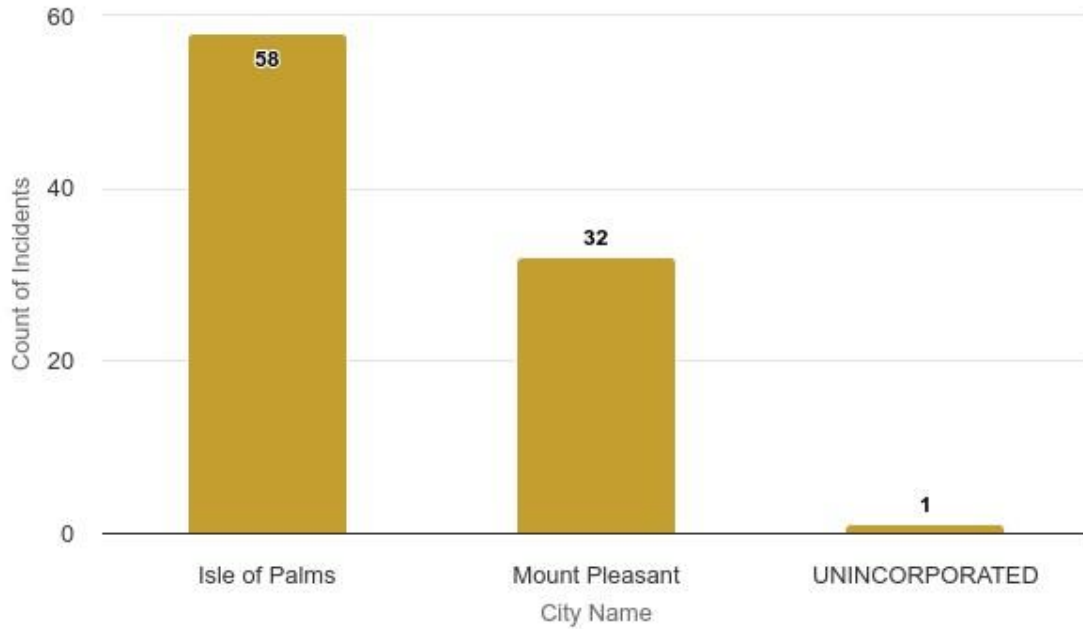
CALLS BY DISTRICT



CALL LOCATIONS BY CITY

Incidents by City Name (Top 15)

Feb 01, 2024 to Feb 29, 2024



RESPONSE MODES

Incidents by Response Mode To Scene

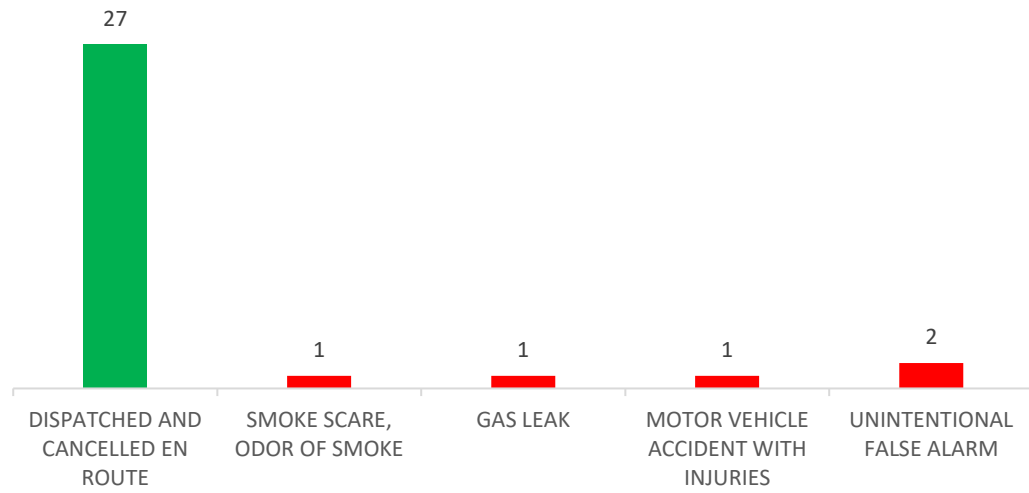
Series Name	Count Of Fact Fire PK
Emergency	49
Non-Emergency	41
Non-Emergency, Upgraded to Emergency	1

COMMUNITY APPRECIATION



TOTAL AUTOMATIC AID GIVEN CALLS = 32

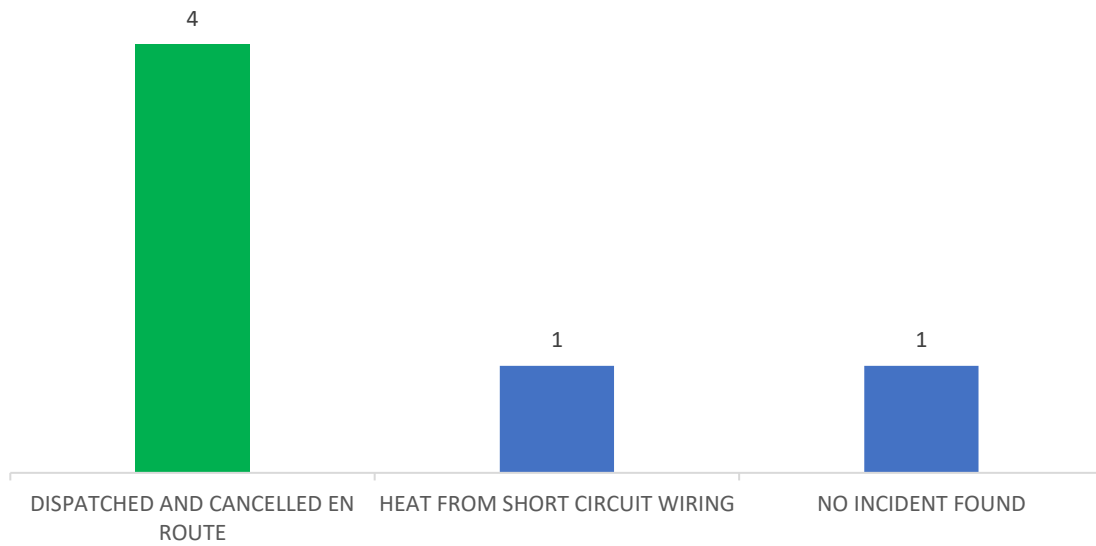
AUTO AID GIVEN CALLS



AUTOMATIC AID GIVEN

TOTAL AUTOMATIC AID RECEIVED CALLS = 6

AUTO AID RECEIVED CALLS



AUTO AID UNITS THAT RESPONDED TO ISLE OF PALMS

ENGINE 501 (MOUNT PLEASANT)

ENGINE 1201 (SULLIVAN'S ISLAND)

RESCUE 504 (MOUNT PLEASANT)

AUTOMATIC AID RECEIVED