

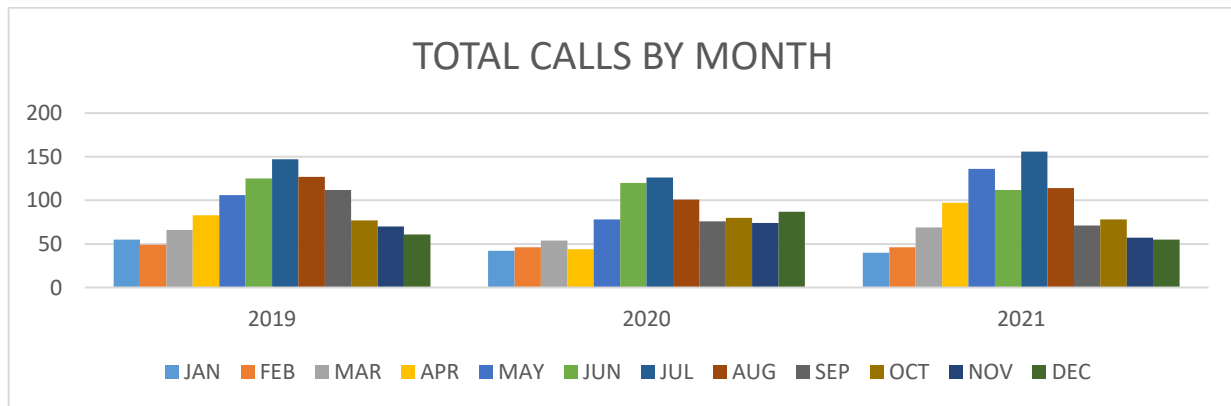


MONTHLY REPORT DECEMBER 2021



FIRE	EMS	RESCUE	HAZ-MAT	SERVICE	OTHER
2	24	4	0	2	23

	YEAR TO DATE TOTAL CALLS	DECEMBER TOTAL CALLS
2020	<u>928</u>	<u>87</u>
2021	<u>1031</u>	<u>55</u>
DIFFERENCE FROM PRIOR YEAR	11.10%	-36.78%



	JAN	FEB	MAR	APR	MAY	JUN	JUL	AUG	SEP	OCT	NOV	DEC
2019	55	49	66	83	106	125	147	127	112	77	70	61
2020	42	46	54	44	78	120	126	101	76	80	74	87
2021	40	46	69	97	136	112	156	114	71	78	57	55



MONTHLY REPORT DECEMBER 2021

NOTABLE EVENTS / CALL HIGHLIGHTS

- 12/02/2021 Fire crews responded to a report of a structure fire on 21st Avenue. Upon arrival, fire department personnel learned that there had been a small fire confined inside of a microwave that was extinguished prior to their arrival. Firefighters performed positive pressure ventilation to remove smoke from the residence. The area was checked for any heat indications or other hazards. When none were found, all units cleared from the scene and returned to service.
- 12/02/2021 Deputy Chief Hathaway and Fire Marshal Stafford attended the “Goodnight Lights” event for the Medical University of South Carolina Shawn Jenkins Children's Hospital. Multiple local fire, EMS, and law enforcement departments participated in supporting the children during the Holiday Season.
- 12/04/2021 Fire Marshal Stafford provided a fire prevention display during the Isle of Palms Holiday Festival.
- 12/05/2021 Fire Marshal Stafford Provided a fire prevention display during the St. Marks Christmas celebration.
- 12/08/2021 Trooper Bob provided a lunch to the on-duty fire personnel to highlight our department in recognition of first responders. Mayor Pounds and City Administrator Frago also made an appearance to show their appreciation to the fire department.
- 12/08/2021 Fire crews responded to a report of a structure fire on Palm Boulevard. Upon arrival firefighters noticed a smoke haze inside of the residence. It was found that a plastic container that was atop of the stove melted onto the surface of the stove. Fire department personnel performed positive pressure ventilation to remove the smoke from the home. The area was checked for any heat indications or other hazards. When none were found, all units cleared from the scene and returned to service.



MONTHLY REPORT DECEMBER 2021

NOTABLE EVENTS / CALL HIGHLIGHTS

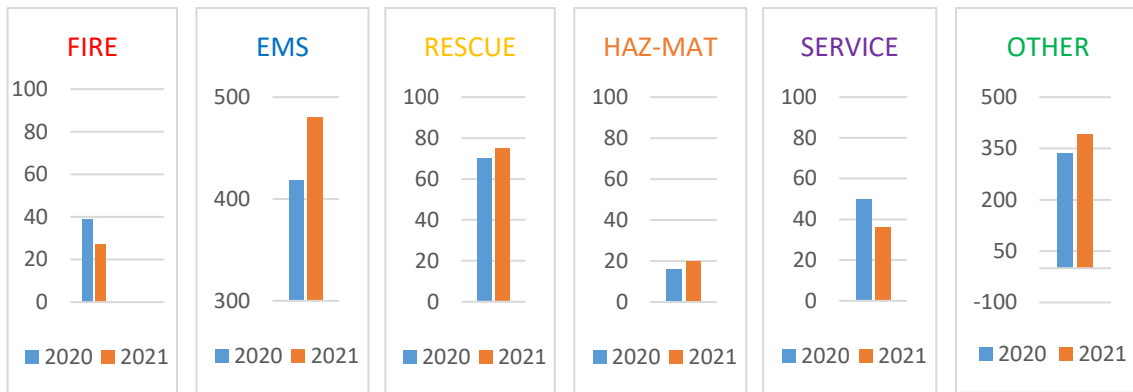
- 12/09/2021 Deputy Chief Hathaway, Fire Marshal Stafford, and firefighters Hermosillo and Luciano attended the “Goodnight Lights” event for the Medical University of South Carolina Shawn Jenkins Children's Hospital. Multiple local fire, EMS, and law enforcement departments participated in supporting the children during the Holiday Season.
- 12/16/2021 Promotional Testing was conducted for the position of Fire Captain. Chris Fassos was promoted to the rank of Fire Captain.
- 12/16/2021 Fire Marshal Stafford attended the “Goodnight Lights” event for the Medical University of South Carolina Shawn Jenkins Children's Hospital. Multiple local fire, EMS, and law enforcement departments participated in supporting the children during the Holiday Season.



MONTHLY REPORT DECEMBER 2021

INCIDENT TYPE

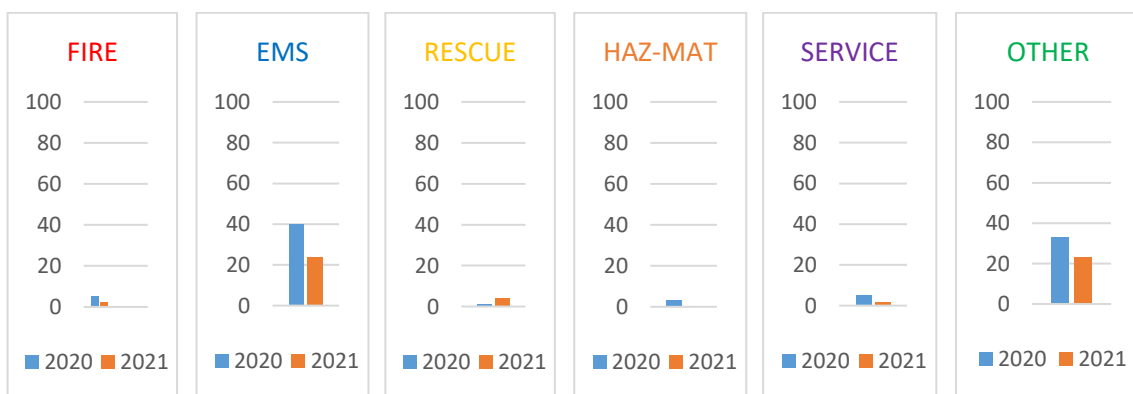
ANNUAL YEAR TO DATE ANALYTIC COMPARISONS



2020	39	418	70	16	50	335
2021	27	480	75	20	36	393
DIFFERENCE FROM PRIOR YEAR	-30.77%	14.83%	7.14%	25.00%	-28.00%	17.31%

INCIDENT TYPE

DECEMBER MONTHLY ANALYTIC COMPARISONS



2020	5	40	1	3	5	33
2021	2	24	4	0	2	23
DIFFERENCE FROM PRIOR YEAR	-60.00%	-40.00%	300.00%	-100.00%	-60.00%	-30.30%



MONTHLY REPORT DECEMBER 2021

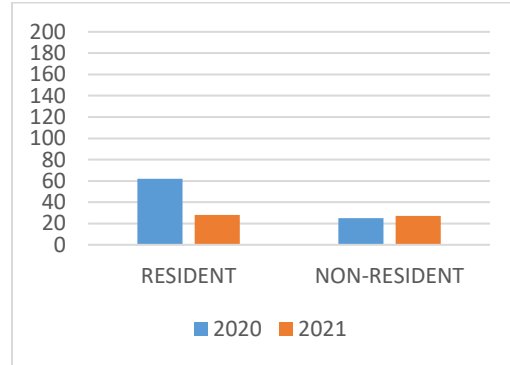
RESIDENCY TYPE ANALYTIC COMPARISONS

ANNUAL YEAR TO DATE TOTAL CALLS



2020	451	477
2021	388	648
DIFFERENCE FROM PRIOR YEAR	-13.97%	35.85%

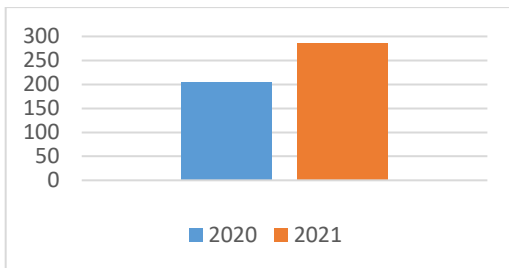
DECEMBER MONTHLY TOTAL CALLS



2020	62	25
2021	28	27
DIFFERENCE FROM PRIOR YEAR	-54.84%	8.00%

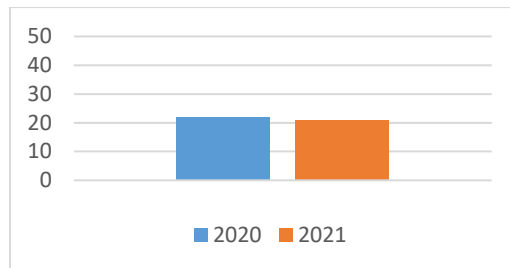
TOTAL CALLS IN WILD DUNES

ANNUAL YEAR TO DATE TOTAL CALLS



2020	204
2021	286
DIFFERENCE FROM PRIOR YEAR	40.20%

DECEMBER MONTHLY TOTAL CALLS

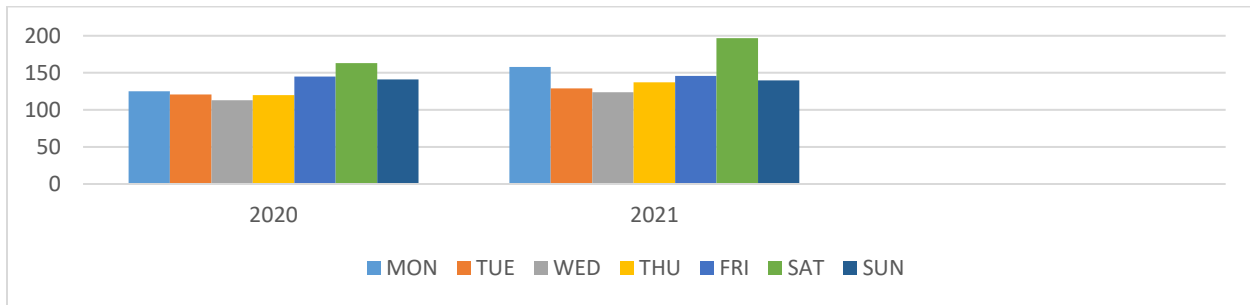


2020	22
2021	21
DIFFERENCE FROM PRIOR YEAR	-4.55%



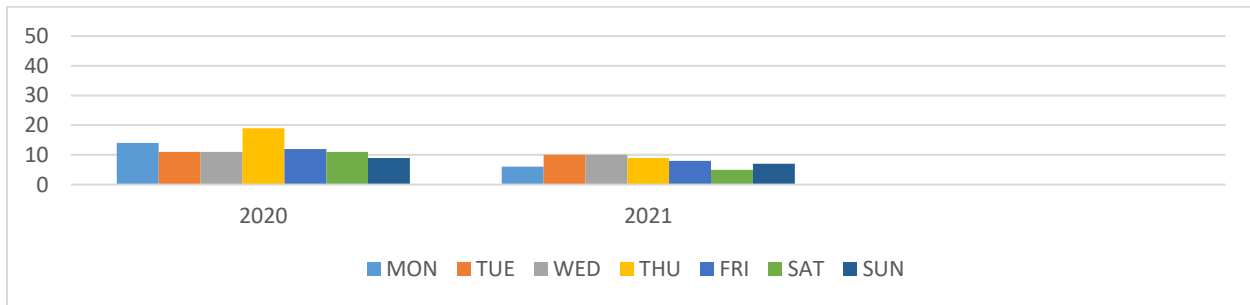
MONTHLY REPORT DECEMBER 2021

YEAR TO DATE CALLS BY DAY OF THE WEEK



	MON	TUE	WED	THUR	FRI	SAT	SUN
2020	125	121	113	120	145	163	141
2021	158	129	124	137	146	197	140
DIFFERENCE FROM PRIOR YEAR	26.40%	6.61%	9.73%	14.17%	0.69%	20.86%	-0.71%

DECEMBER CALLS BY DAY OF THE WEEK



	MON	TUE	WED	THUR	FRI	SAT	SUN
2020	14	11	11	19	12	11	9
2021	6	10	10	9	8	5	7
DIFFERENCE FROM PRIOR YEAR	-57.14%	-9.09%	-9.09%	-52.63%	-33.33%	-54.55%	-22.22%



MONTHLY REPORT DECEMBER 2021

YEAR TO DATE CALLS BY DISTRICT

	DISTRICT 1	DISTRICT 2	OUT OF JURISDICTION
2020	547	349	32
2021	548	453	30
DIFFERENCE FROM PRIOR YEAR	0.18%	29.80%	-6.25%

DECEMBER CALLS BY DISTRICT

	DISTRICT 1	DISTRICT 2	OUT OF JURISDICTION
2020	50	35	2
2021	22	30	3
DIFFERENCE FROM PRIOR YEAR	-56.00%	-14.29%	50.00%

YEAR TO DATE CALLS BY SHIFT

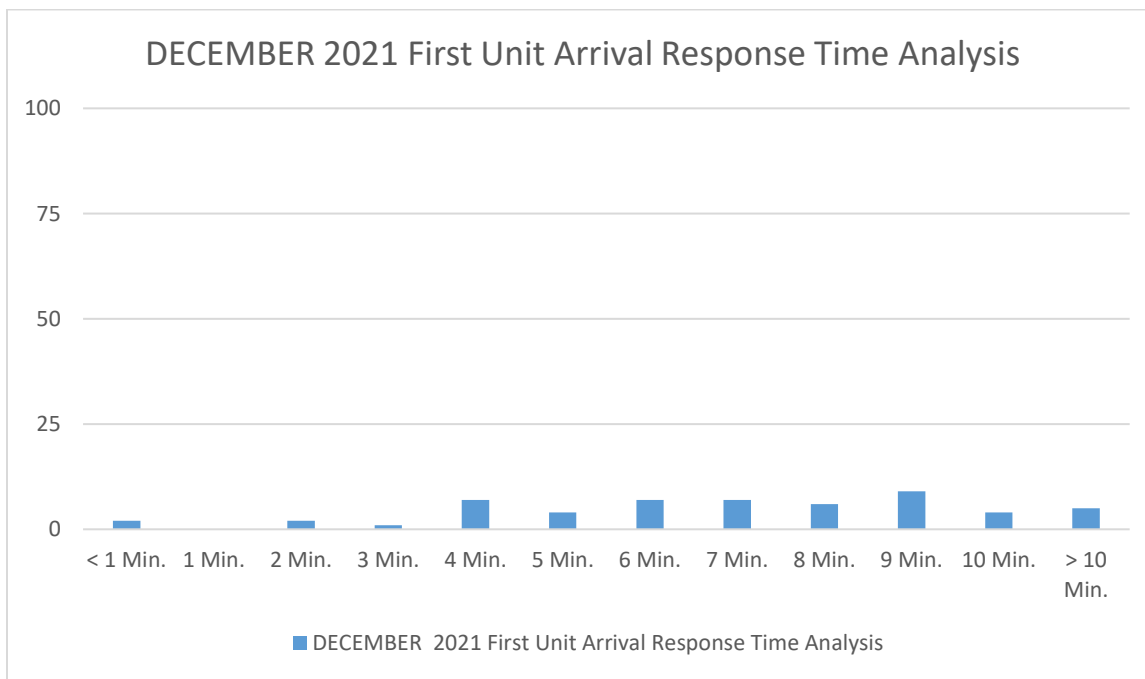
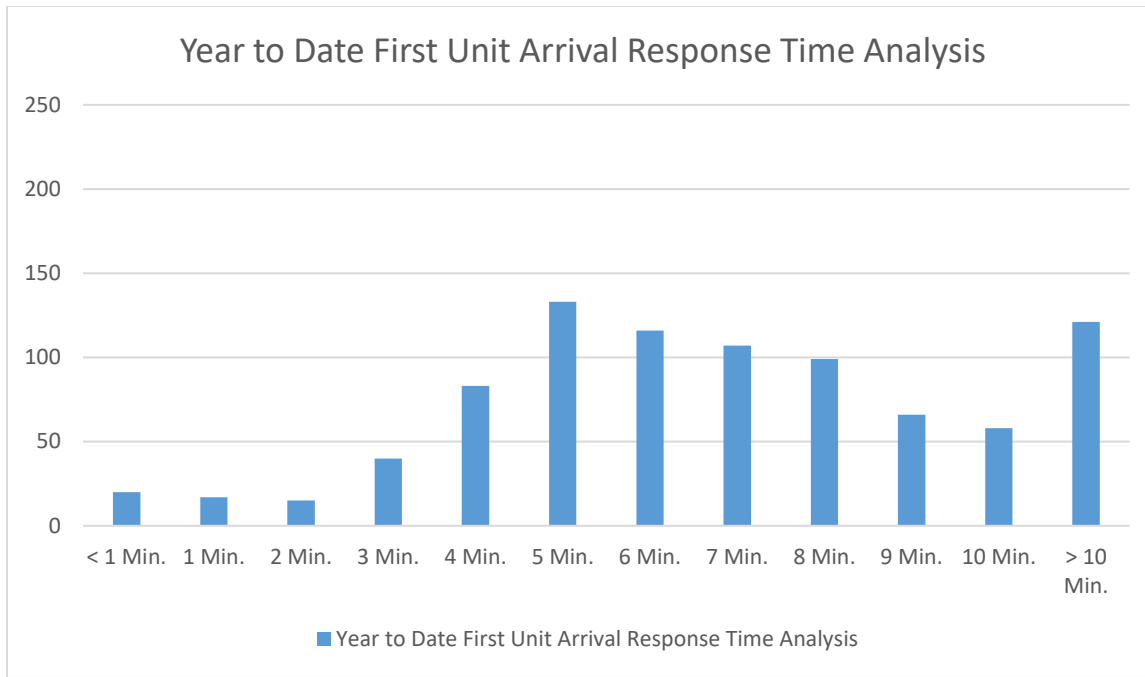
	A-SHIFT	B-SHIFT	C-SHIFT
2020	309	316	303
2021	335	349	347
DIFFERENCE FROM PRIOR YEAR	8.41%	10.44%	14.52%

DECEMBER CALLS BY SHIFT

	A-SHIFT	B-SHIFT	C-SHIFT
2020	24	38	25
2021	17	18	20
DIFFERENCE FROM PRIOR YEAR	-29.17%	-52.63%	-20.00%

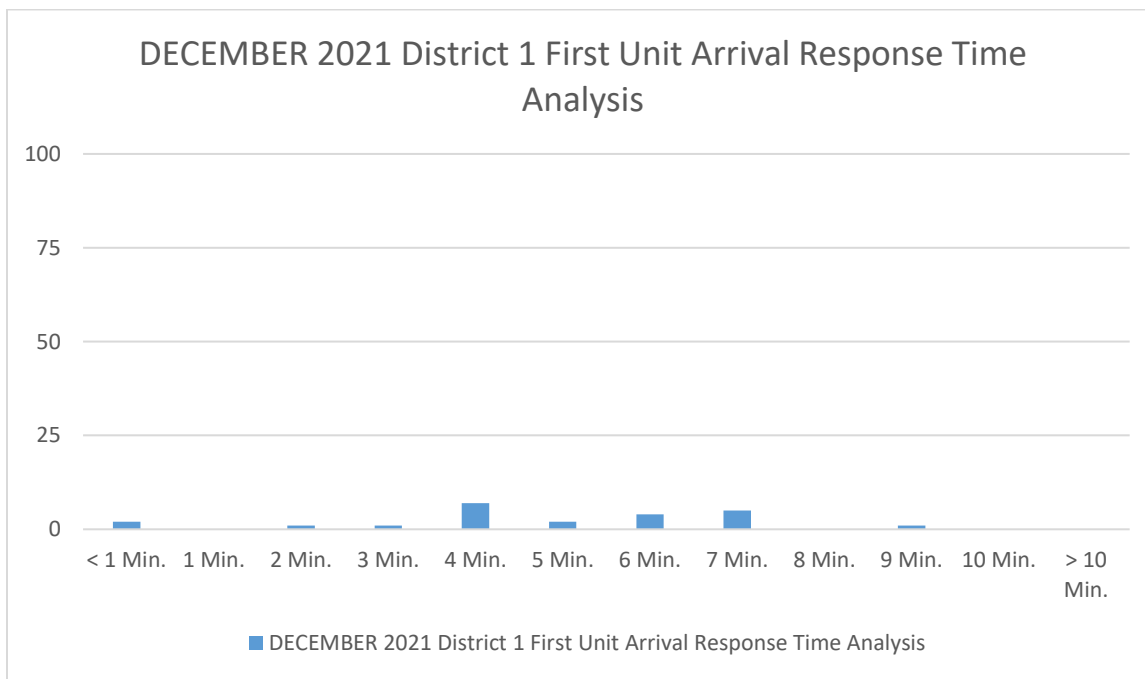
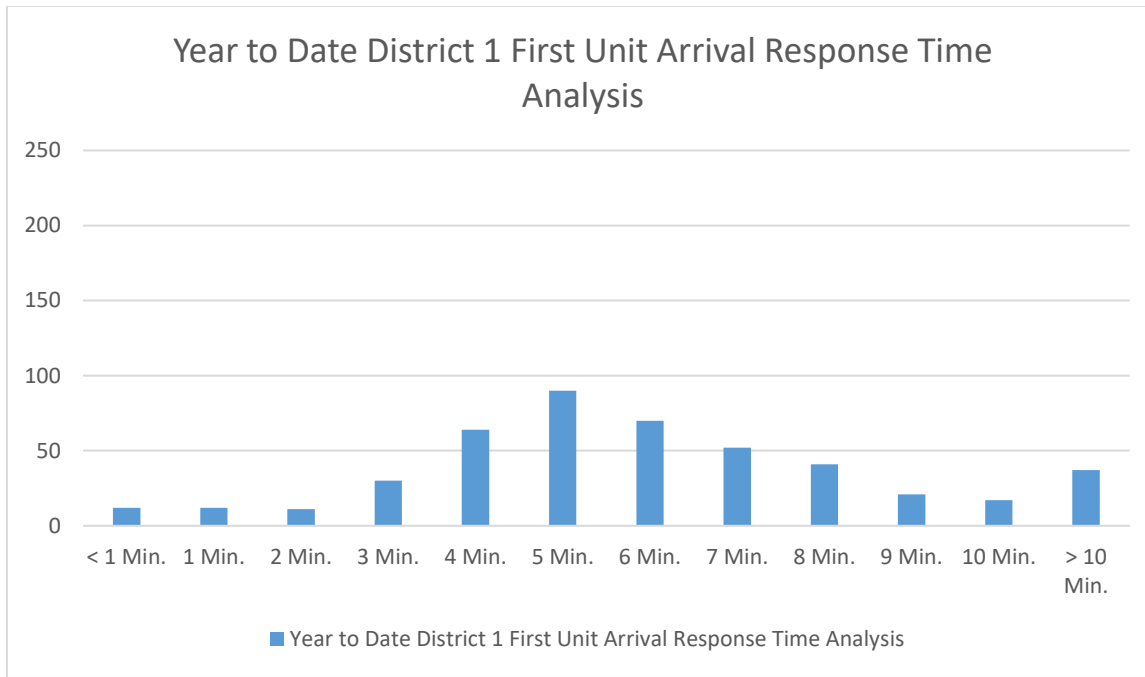


MONTHLY REPORT DECEMBER 2021



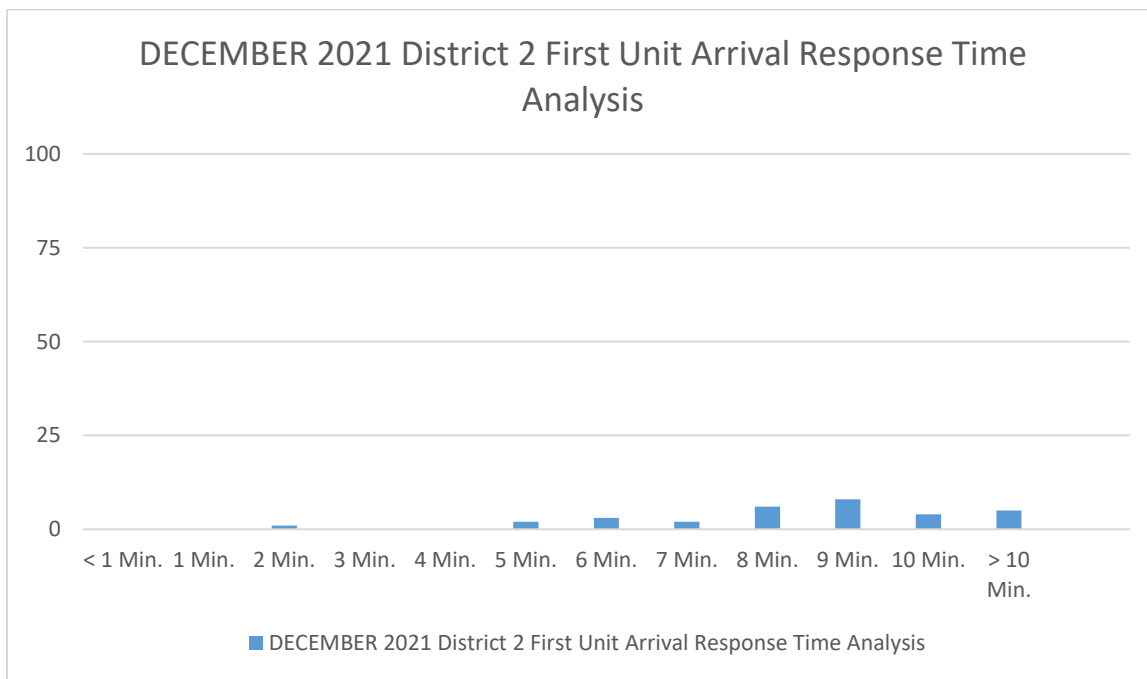
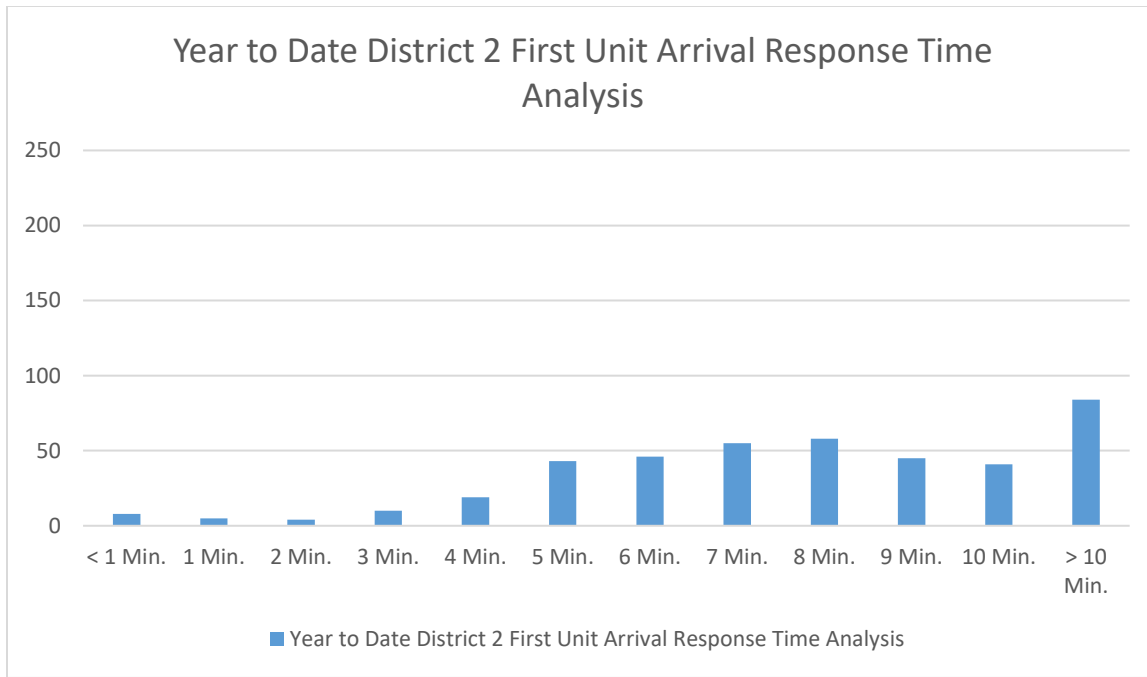


MONTHLY REPORT DECEMBER 2021





MONTHLY REPORT DECEMBER 2021



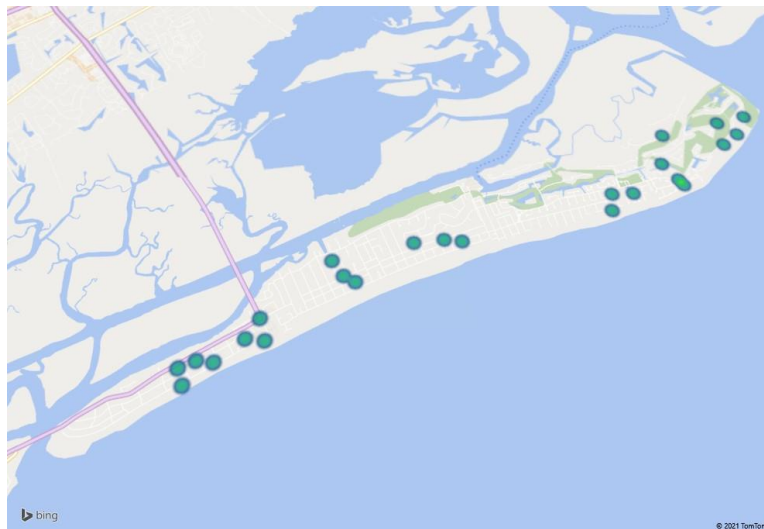


MONTHLY REPORT DECEMBER 2021

DECEMBER 2021 All Calls



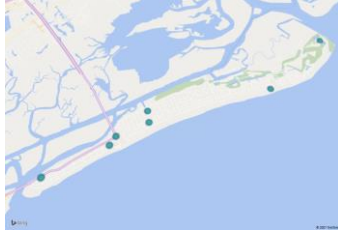
DECEMBER 2021 EMS Calls



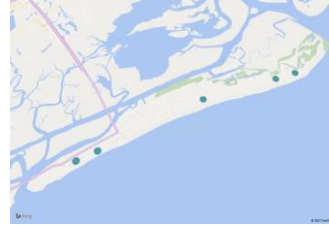


MONTHLY REPORT DECEMBER 2021

DECEMBER 2021 Sunday Calls



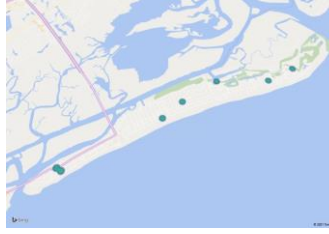
DECEMBER 2021 Monday Calls



DECEMBER 2021 Tuesday Calls



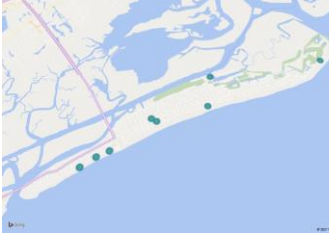
DECEMBER 2021 Wednesday Calls



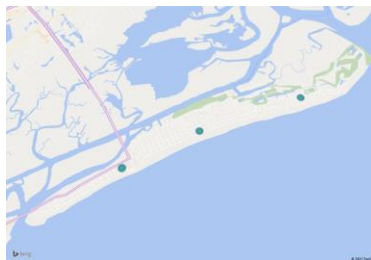
DECEMBER 2021 Thursday Calls



DECEMBER 2021 Friday Calls



DECEMBER 2021 Saturday Calls





MONTHLY REPORT DECEMBER 2021

DECEMBER 2021 Resident Calls



DECEMBER 2021 Non-Resident Calls

