



# CITY OF ISLE OF PALMS FIRE & RESCUE

## MONTHLY ANALYTICS DASHBOARD

### December 2022

Month Name	2022		2021		YTD % Change
	Grand Total - Current	% of Total Incidents - Current	Grand Total - Previous	% of Total Incidents - Previous	
January	56	5%	0	N/A	N/A
February	37	4%	0	N/A	N/A
March	63	6%	0	N/A	N/A
April	76	7%	0	N/A	N/A
May	106	10%	0	N/A	N/A
June	119	12%	0	N/A	N/A
July	126	12%	0	N/A	N/A
August	121	12%	0	N/A	N/A
September	93	9%	0	N/A	N/A
October	65	6%	0	N/A	N/A
November	58	6%	0	N/A	N/A
December	99	10%	0	N/A	N/A
<b>Grand Total</b>	<b>1,019</b>	<b>100%</b>	<b>0</b>	<b>100%</b>	<b>N/A</b>

**Incident Type Categories**  
Dec 01, 2022 to Dec 31, 2022

**INCIDENT TYPE CATEGORIES**

**Incidents by City Name**

	Isle of Palms	Mount Pleasant
TOTAL NUMBER OF INCIDENTS BY CITY NAME	98	1

**MONTHLY CALL TOTAL**  
December 1<sup>ST</sup> – 31<sup>ST</sup>, 2022

# 99

**AID GIVEN AND RECEIVED**

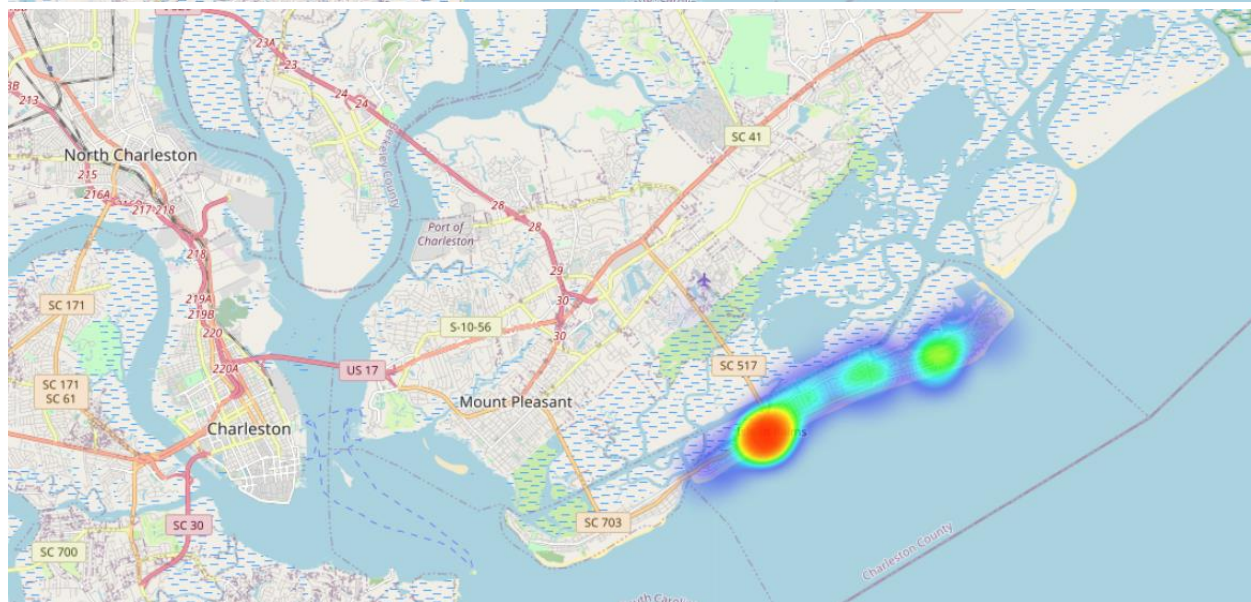
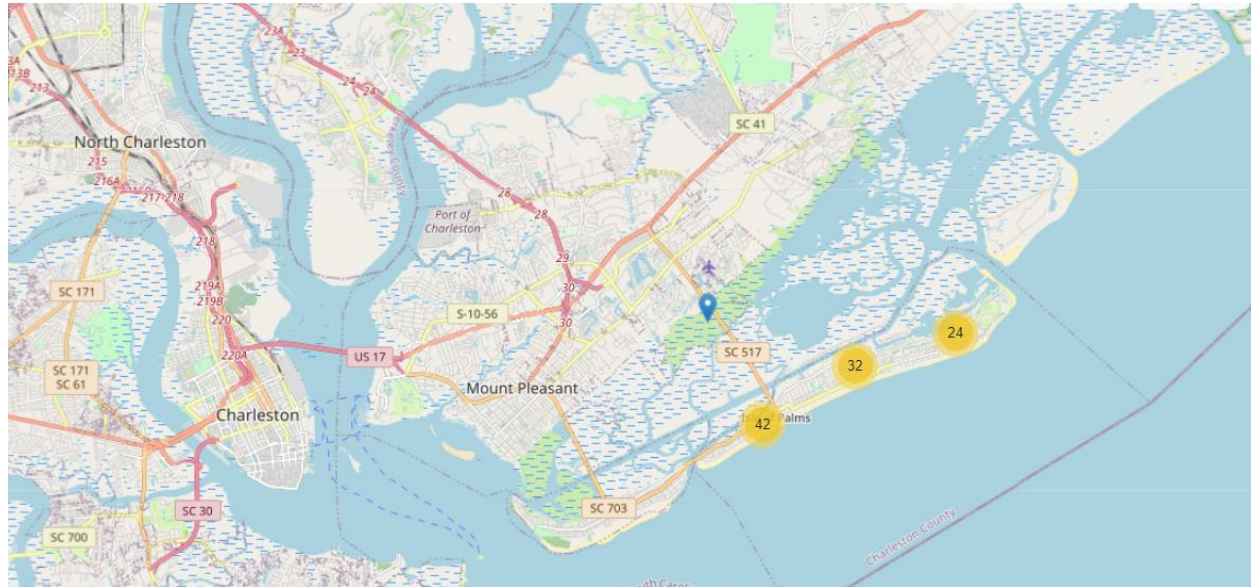
Aid Type	Count
Automatic Aid Given	0
Mutual Aid Received	2
Automatic Aid Received	3
None	94



# CITY OF ISLE OF PALMS FIRE & RESCUE

## MONTHLY ANALYTICS DASHBOARD

December 2022



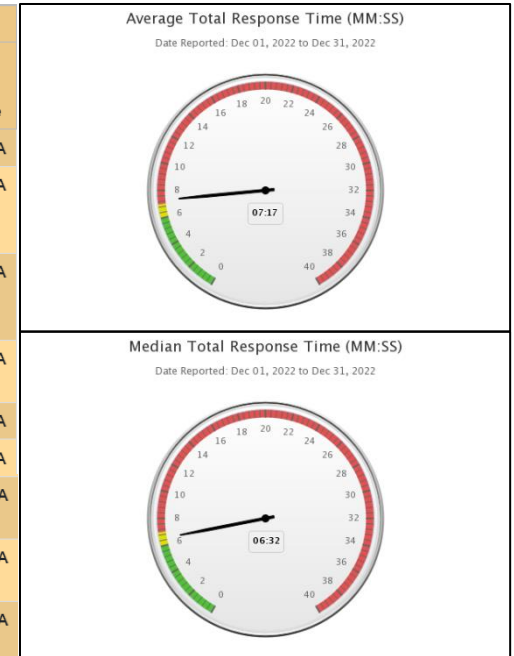


# CITY OF ISLE OF PALMS FIRE & RESCUE

## MONTHLY ANALYTICS DASHBOARD

### December 2022

Incident Type Category	2022												2022		2021		YTD % Change
	Jan	Feb	Mar	Apr	May	Jun	Jul	Aug	Sep	Oct	Nov	Dec	Grand Total - Current	% of Total Incidents - Current	Grand Total - Previous	% of Total Incidents - Previous	
1 - Fire	0	1	3	2	3	1	3	2	3	2	1	2	23	2%	0	N/A	N/A
2 - Overpressure Rupture, Explosion, Overheat (No Fire)	0	0	0	0	0	0	1	1	0	0	0	0	2	0%	0	N/A	N/A
3 - Rescue & Emergency Medical Service Incident	33	20	32	47	59	74	84	75	45	33	24	34	560	55%	0	N/A	N/A
4 - Hazardous Condition (No Fire)	4	0	7	5	4	3	2	2	6	5	6	7	51	5%	0	N/A	N/A
5 - Service Call	6	8	11	2	13	13	7	12	10	5	7	27	121	12%	0	N/A	N/A
6 - Good Intent Call	4	3	6	8	16	9	15	16	16	15	11	5	124	12%	0	N/A	N/A
7 - False Alarm & False Call	8	4	2	11	11	19	14	13	11	5	9	23	130	13%	0	N/A	N/A
8 - Severe Weather & Natural Disaster	1	0	1	0	0	0	0	0	1	0	0	0	3	0%	0	N/A	N/A
9 - Special Incident Type	0	1	1	1	0	0	0	0	1	0	0	1	5	0%	0	N/A	N/A
<b>Grand Total</b>	<b>56</b>	<b>37</b>	<b>63</b>	<b>76</b>	<b>106</b>	<b>119</b>	<b>126</b>	<b>121</b>	<b>93</b>	<b>65</b>	<b>58</b>	<b>99</b>	<b>1,019</b>	<b>100%</b>	<b>0</b>	<b>100%</b>	<b>N/A</b>





# CITY OF ISLE OF PALMS FIRE & RESCUE

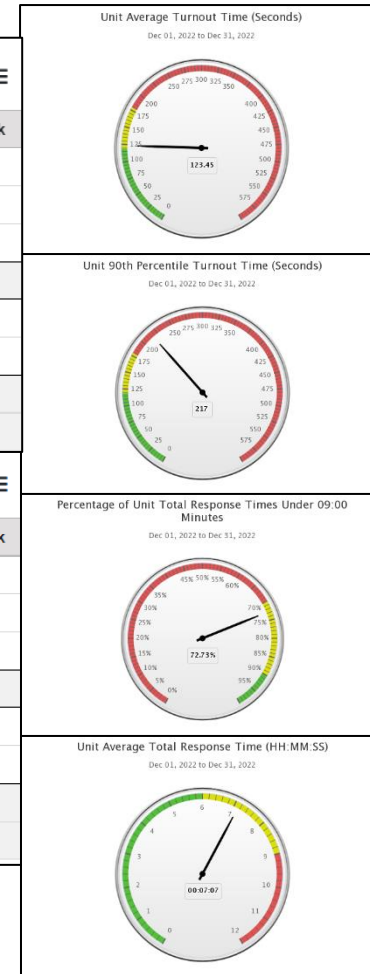
## MONTHLY ANALYTICS DASHBOARD

### December 2022

Average Performance Summary by Unit Category and Type								
Dec 01, 2022 to Dec 31, 2022								
Unit Type Category	Unit Type	Count	Turnout	Travel	Total Response	Scene	Total Time to Clear	Total Time on Task
Ground Fire Suppression	Engine	31	00:02:06	00:06:06	00:08:21	00:12:37	00:18:11	00:19:58
	Quint	98	00:02:10	00:04:53	00:07:03	00:17:12	00:21:54	00:21:42
	Truck or aerial	2	00:02:34	00:24:40	00:26:31	00:01:43	00:16:59	00:47:29
Marine Equipment	Fire boat with pump	1	00:00:00	00:12:57	00:12:57	00:15:22	00:28:19	00:28:19
Medical & Rescue Unit	Medical & rescue unit, other	1	00:00:00	(blank)	(blank)	(blank)	00:24:12	00:24:12
	Rescue unit	3	00:00:01	(blank)	(blank)	(blank)	00:04:04	00:04:04
Other	Chief officer car	70	00:01:58	00:03:57	00:06:07	00:13:37	00:15:37	00:14:31
	Other apparatus/resource	1	00:00:00	00:01:16	00:01:16	00:11:24	00:12:40	00:12:40

90th Percentile Performance Summary by Unit Category and Type								
Dec 01, 2022 to Dec 31, 2022								
Unit Type Category	Unit Type	Count	Turnout	Travel	Total Response	Scene	Total Time to Clear	Total Time on Task
Ground Fire Suppression	Engine	31	00:03:39	00:09:07	00:12:21	00:26:24	00:30:19	00:30:19
	Quint	98	00:03:37	00:08:51	00:11:24	00:34:52	00:39:27	00:38:55
	Truck or aerial	2	00:03:19	00:24:40	00:26:31	00:01:43	00:28:15	01:29:15
Marine Equipment	Fire boat with pump	1	00:00:00	00:12:57	00:12:57	00:15:22	00:28:19	00:28:19
Medical & Rescue Unit	Medical & rescue unit, other	1	00:00:00	(blank)	(blank)	(blank)	00:24:12	00:24:12
	Rescue unit	3	00:00:03	(blank)	(blank)	(blank)	00:06:04	00:06:04
Other	Chief officer car	70	00:03:43	00:08:34	00:10:31	00:28:01	00:28:30	00:29:52
	Other apparatus/resource	1	00:00:00	00:01:16	00:01:16	00:11:24	00:12:40	00:12:40







# CITY OF ISLE OF PALMS FIRE & RESCUE

## MONTHLY ANALYTICS DASHBOARD

December 2022



To everyone at  
IOP Fire Department -

Wishing  
you and your family  
a wonderful holiday season  
and a healthy and peaceful  
New Year

Happy Holidays! Thank you  
for everything you do to  
keep us safe.

DEPARTMENT OF EMERGENCY MEDICINE  
MEDICAL UNIVERSITY OF SOUTH CAROLINA

On behalf of the West team -  
Dr. Diann Byrnes  
Chair