



ISLE OF PALMS POLICE DEPARTMENT

MONTHLY REPORT

OCTOBER 2024



SIGNIFICANT DEPARTMENTAL ACTIONS

Incidents of interest in October include 34 arrests, 261 traffic stops, 8 drug related charges, 70 traffic citations, and 6 arrests for driving under the influence.

The Isle of Palms Police Department has one officer participating in the FBI Joint Terrorism Task Force.

ACTIVITY SUMMARY	OCT	YTD	OCT	YTD
	2024	2024	2023	2023
	Calls for Service	748	10609	1057
Incident Reports	113	1171	118	1007
Traffic Collisions	4	69	3	93
Traffic Stops	261	4069	536	4365
Bicycle Stops	0	13	2	5
Golf Cart Stops	2	60	3	70
Marine Calls for Service	0	14	2	15
Arrests	34	630	54	546
State Law Violations	85	1638	230	1749
City Ordinance Violations	4	176	16	200
Warning Citations	199	3279	343	2915
Parking Citations	823	8956	68	4711
Isle of Palms Warrants Served	9	123	4	94
Criminal Investigations-Cases Opened	14	109	17	140
Criminal Investigations-Cases Closed	19	76	5	43
Training Hours	211	2307	140	2744
Coyote Sightings	0	143	14	46
Beach Wheel Chairs Issued	11	149	22	86
REPORTS BY OFFENSE TYPES	OCTOBER		YTD	
	2024	2024	2023	2023
DUI	6	103		
Other Alcohol Offense	2	87		
Arson/Suspicious Fire	0	0		
Rape/Sexual Assault	1	2		
Assault	3	39		
Indecent Exposure	0	0		
Harassment	0	6		
Drug Incident	9	302		
Homicide/Manslaughter	0	0		
Traffic	25	356		
DUS	10	150		
Robbery	0	1		
Burglary	0	1		
Theft from Motor Vehicle	0	4		
Motor Vehicle Theft	0	5		
Larceny	2	47		
Fraud	4	32		
Suicide (Actual or Attempted)	0	1		
Vandalism	2	18		
Weapon Law Violations	0	9		
Assist Other Agency	5	48		
Noise Violation	23	182		
All Other Offenses	23	274		
TOTAL	115	1667		

BEACH RELATED CHARGES	OCT	YTD	OCT	YTD
	2024	2024	2023	2023
Alcohol on Beach	1	21	1	14
Smoking on Beach	0	2	0	0
Litter on Beach	0	0	0	0
Glass on Beach	0	21	0	0
Plastics on Beach	0	0	0	0
Vehicles on Beach	0	1	0	0
Nudity on Beach	0	1	0	0
Beached Boat on Beach	0	1	0	0
Destruction of Sea Oats	0	1	0	0
Dog Off Leash	1	9	2	58
TOTAL	2	57	3	72
CHARGES	OCT	YTD	OCT	YTD
	2024	2024	2023	2023
Attempted Murder	0	0	0	5
Robbery	0	2	0	0
Assault	0	10	1	13
Domestic Violence	0	4	0	6
Public Disorderly	2	47	2	22
Burglary	0	0	0	5
Possession of Stolen Vehicle	0	2	0	1
Grand Larceny	0	3	0	1
All Other Larceny	0	8	0	5
Fraud	0	5	0	2
Gun Violation	0	16	0	19
Drug Violations/Sale/Manufacture/ Distribution/Etc.	1	28	1	14
Possession of Controlled Substance	2	14	0	7
Other Drug Possession Methamphetamine/ Cocaine/Cocaine Base/Ecstasy/MDMA/Etc.	0	16	0	7
Simple Possession of Marijuana/Possession 1 oz. or less	3	141	7	97
Drug Equipment Violation	2	50	6	29
Vandalism/Damage to Property	0	3	0	1
Driving Under Suspension	11	159	32	176
Driving Under Influence	6	103	6	86
Other Alcohol Violation	1	98	3	100
Speeding	13	107	17	233
Other Traffic Related	45	876	153	931
Golf Cart Violation	1	8	0	9
Marine Violation	0	0	0	0
Resisting/Hindering/Assaulting Public Official or Police Officer	1	20	3	12
False Information to Police/Fire/Rescue	0	5	0	2
Failure to Stop for Police/Evade/Elude	1	9	0	4
Animal Violation (Other than Dog at Large)	0	4	0	0
Noise Violation	0	5	2	9
Littering	0	7	0	2
Indecent Exposure	0	0	0	1
Business License	3	104	7	75
All Other Charges	4	25	7	53
TOTAL	96	1879	247	1927



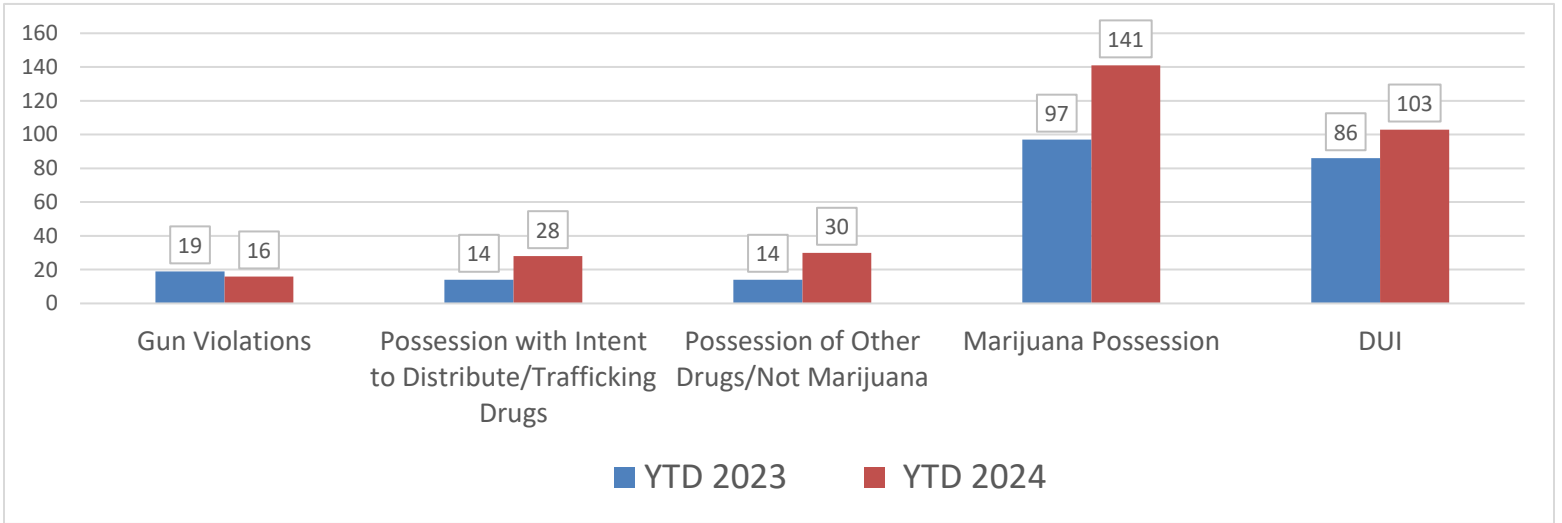
ISLE OF PALMS POLICE DEPARTMENT

MONTHLY REPORT

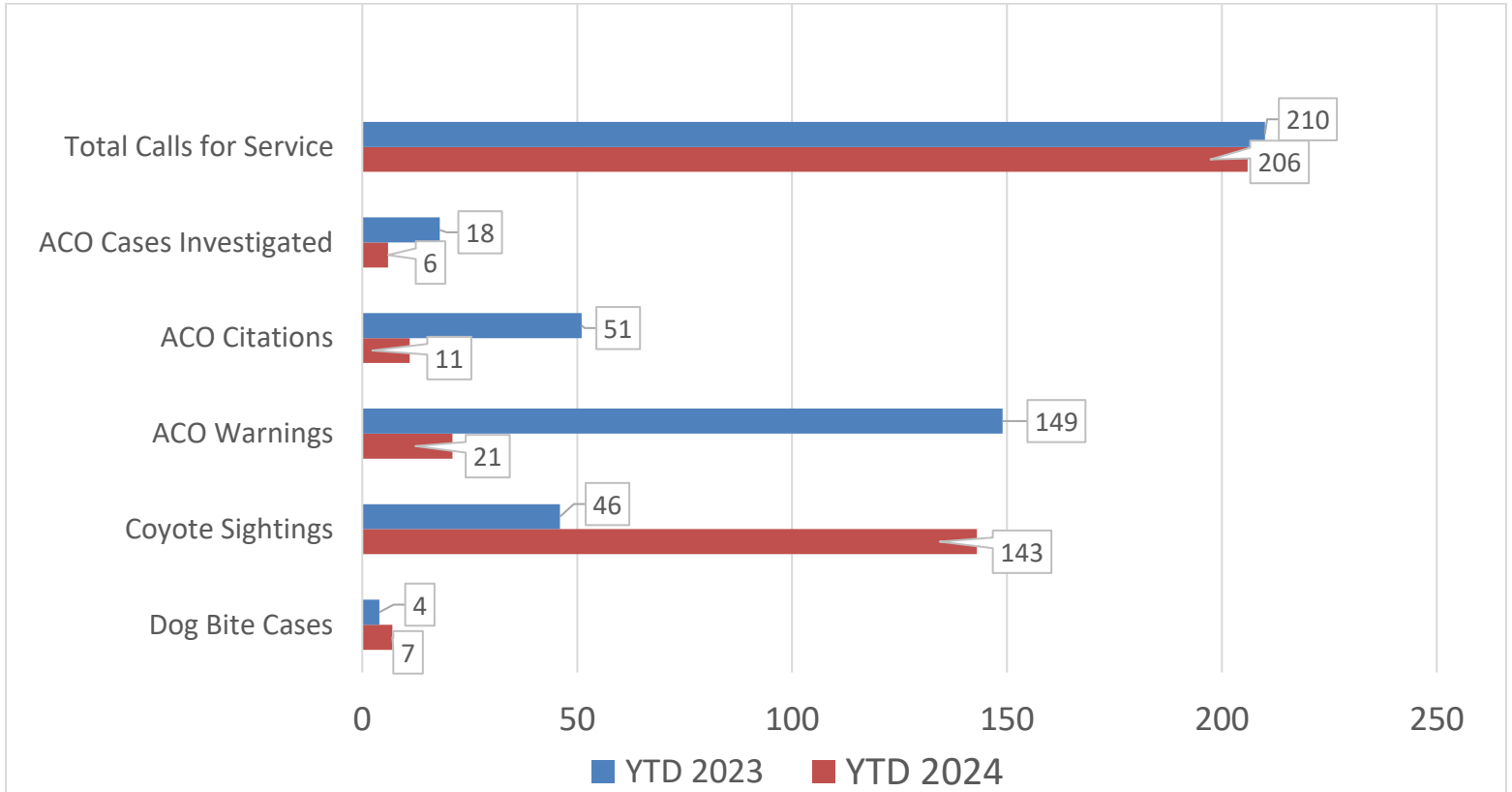
OCTOBER 2024



Drug, Gun, and DUI Charge Trend – Year to Date



Animal Control Activity - Year to Date



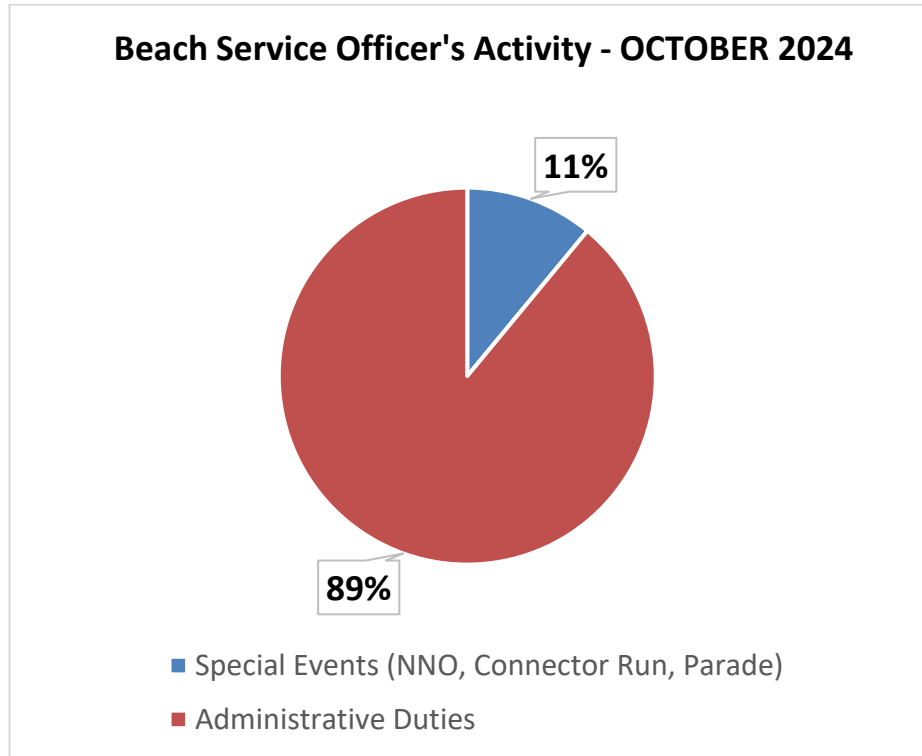


**ISLE OF PALMS POLICE DEPARTMENT
MONTHLY REPORT
OCTOBER 2024**



Beach Service Officer Activity – OCTOBER 2024

Charges	Written Warnings Issued	Citations Issued	Total
Alcohol on the Beach	0	0	0
Smoking on Beach	0	0	0
Litter on Beach	0	0	0
Glass on Beach	0	0	0
Plastics on Beach	0	0	0
Destruction of Sea Oats	0	0	0
Dog Off Leash	0	0	0
Other	0	0	0
Total	0	0	





ISLE OF PALMS POLICE DEPARTMENT

MONTHLY REPORT

OCTOBER 2024

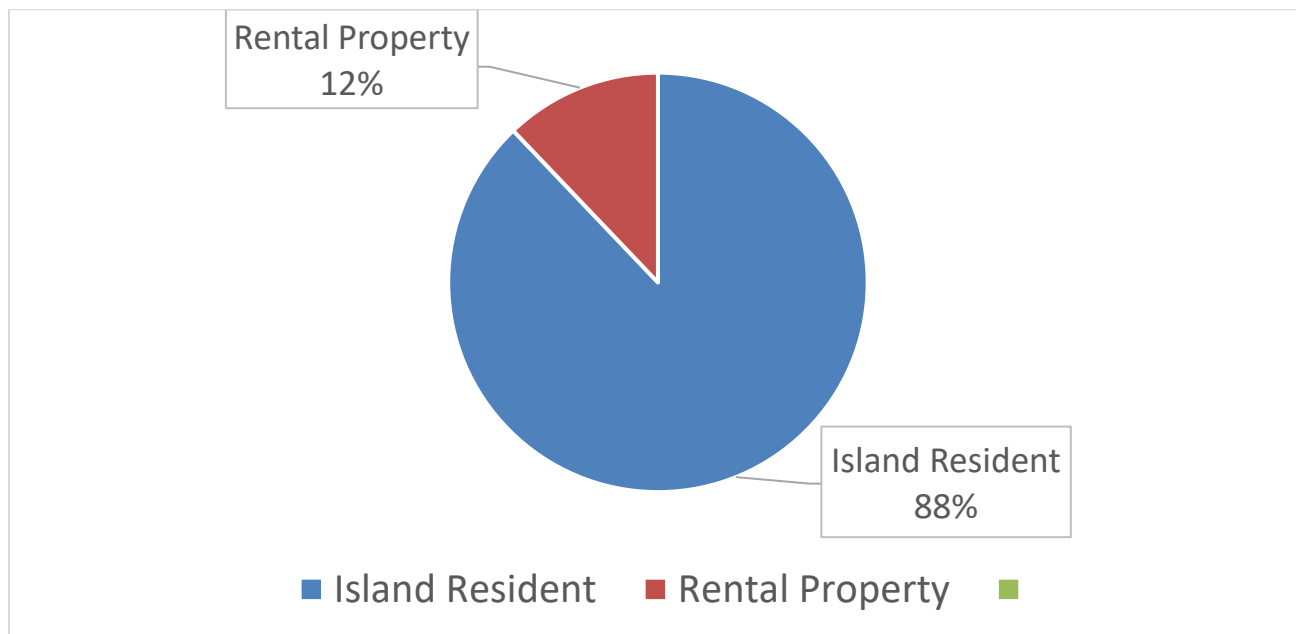


Livability Statistics – OCTOBER 2024

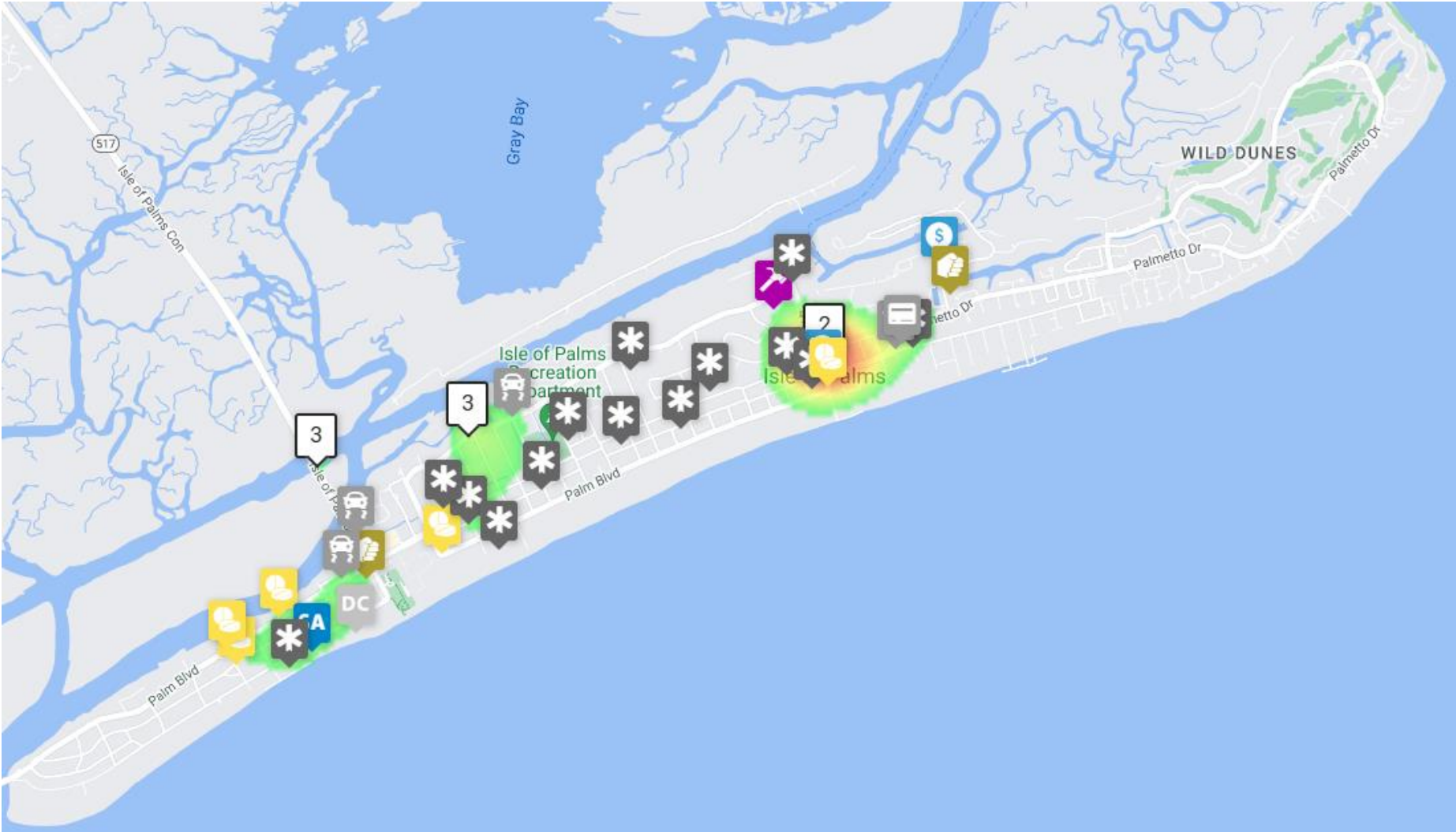
LIVABILITY COMPLAINTS	ISLAND RESIDENT	RENTAL PROPERTY	OTHER LOCATIONS	TOTAL COMPLAINTS
NOISE	1	2	0	3
FIREWORKS	0	0	0	0
UNKEMPT LOTS	0	0	0	0
RIGHT-OF-WAY OBSTRUCTION	33	0	0	33
BUSINESS LICENSE	15	0	0	15
OTHER RENTAL PROPERTY VIOLATIONS NOT LISTED	1	0	0	1
SHORT TERM RENTAL OCCUPANCY VIOLATIONS	0	0	0	0
SHORT TERM RENTAL VEHICLE LIMIT VIOLATIONS	0	0	0	0
ROLL CART VIOLATIONS	8	6	0	14
TOTAL	58	8	0	66
% BY CATEGORY	88%	12%	0%	

CITATIONS	WARNINGS	UNFOUNDED	COMPLAINT DISPOSITION
0	2	1	3
0	0	0	0
0	0	0	0
0	33	0	33
3	2	10	15
0	1	0	1
0	0	0	0
0	0	0	0
0	14	0	14
3	52	11	66
5%	79%	17%	

Livability Complaint by Property Type – OCTOBER 2024



INCIDENT REPORT DENSITY/HEAT MAP
OCTOBER 2024





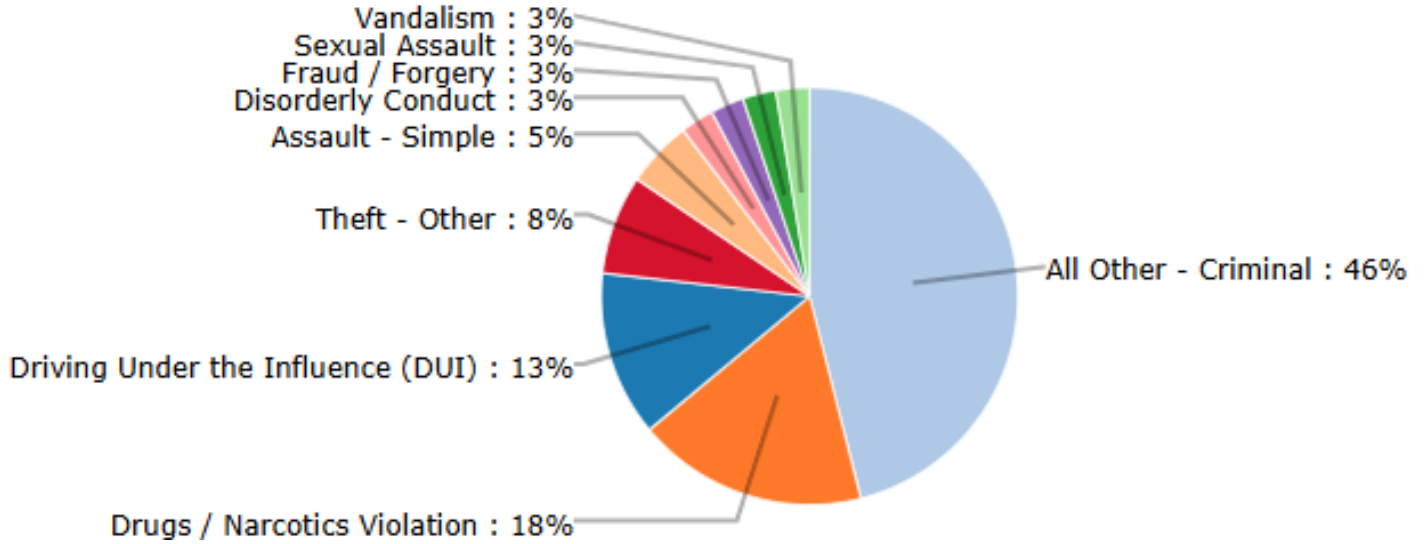
ISLE OF PALMS POLICE DEPARTMENT

MONTHLY REPORT

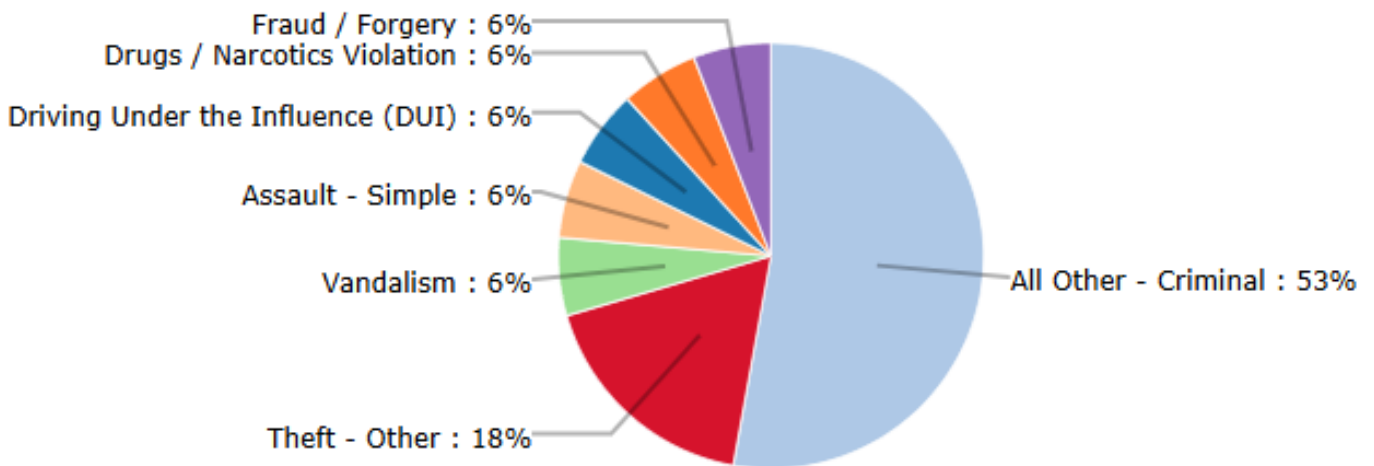
OCTOBER 2024



Reported Incident Crime Class Types – OCTOBER 2024



Reported Incident Crime Class Types (Red Area) – OCTOBER 2024



“All Other” includes incidents related to animals, noise, livability, and other violations.



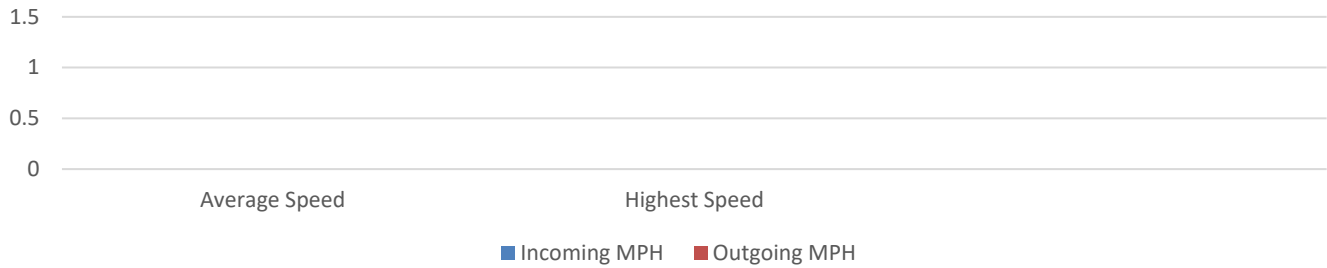
ISLE OF PALMS POLICE DEPARTMENT

MONTHLY REPORT

OCTOBER 2024

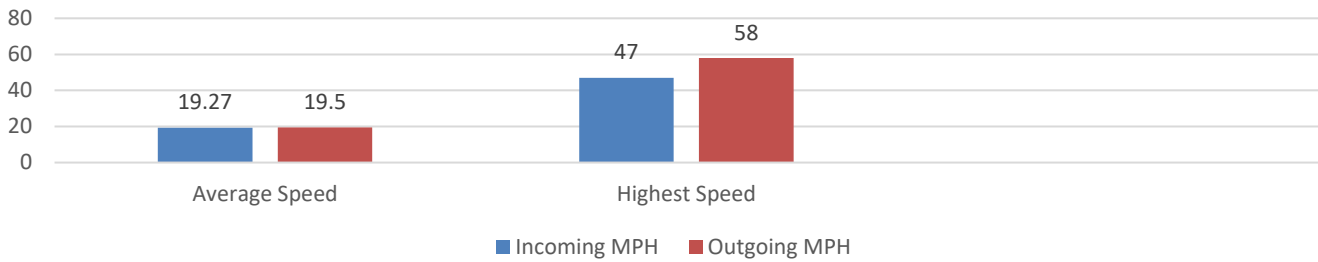


41st Ave Radar Stats (Wildwood side) OCTOBER 2024



No data available – Battery Issue

41st Ave Radar Stats (Marginal side) - OCTOBER 2024



Total Incoming Vehicles – 18520

Busiest Day of the Month: October 12, 2024

Total Outgoing Vehicles – 14969

Total Vehicles Incoming: 747

Total Vehicles Outgoing: 564



PCI MUNICIPAL SERVICES OCTOBER 2024

Description	Valid Count	Cancel Count	Paid Count	Total Citations	Total Warnings
PARKED AGAINST THE FLOW OF TRAFFIC	36	4	20	60	12
NON-PAYMENT	355	74	220	649	34
IMPROPER PARKING	2	1	0	3	0
PARKED ON PAVEMENT	9	5	5	19	9
PARALLEL PARKING ONLY	0	0	1	1	0
PARKED WITHIN 4FT OF PAVEMENT	27	6	30	63	7
BLOCKING BEACH ACCESS	0	1	0	1	1
NO PARKING ZONE	5	1	0	6	1
RESIDENTIAL PERMIT REQUIRED	11	5	4	20	21
DOUBLE PARKING PROHIBITED	0	0	0	0	1
PARKED WITHIN 25FT OF INTERSECTION	1	0	0	1	0
PARKED IN A LOADING ZONE	0	0	0	0	2
Total	446	97	280	823	88

