



ISLE OF PALMS POLICE DEPARTMENT

MONTHLY REPORT SEPTEMBER 2024



SIGNIFICANT DEPARTMENTAL ACTIONS

Incidents of interest in September include 47 arrests, 370 traffic stops, 17 drug related charges, 84 traffic citations, and 9 arrests for driving under the influence.

The Isle of Palms Police Department has one officer participating in the FBI Joint Terrorism Task Force.

ACTIVITY SUMMARY	SEPT	YTD	SEPT	YTD
	2024	2024	2023	2023
	Calls for Service	958	9861	1139
Incident Reports	112	1080	99	890
Traffic Collisions	6	65	5	90
Traffic Stops	370	3808	514	3829
Bicycle Stops	3	13	0	3
Golf Cart Stops	6	58	10	67
Marine Calls for Service	1	14	1	13
Arrests	47	596	50	492
State Law Violations	116	1553	168	1519
City Ordinance Violations	10	172	13	184
Warning Citations	287	3080	359	2572
Parking Citations	987	8133	356	4643
Isle of Palms Warrants Served	14	114	6	90
Criminal Investigations-Cases Opened	14	95	9	123
Criminal Investigations-Cases Closed	16	57	4	38
Training Hours	209	2163	344	2688
Coyote Sightings	0	143	5	33
Beach Wheel Chairs Issued	14	138	14	64
REPORTS BY OFFENSE TYPES	SEPTEMBER		YTD	
	2024	2024	2024	2024
DUI	9	97		
Other Alcohol Offense	6	85		
Arson/Suspicious Fire	0	0		
Rape/Sexual Assault	0	1		
Assault	5	36		
Indecent Exposure	0	0		
Harassment	2	6		
Drug Incident	20	293		
Homicide/Manslaughter	0	0		
Traffic	20	331		
DUS	9	140		
Robbery	0	1		
Burglary	0	1		
Theft from Motor Vehicle	0	4		
Motor Vehicle Theft	0	5		
Larceny	2	45		
Fraud	3	27		
Suicide (Actual or Attempted)	0	1		
Vandalism	1	16		
Weapon Law Violations	1	9		
Assist Other Agency	3	43		
Noise Violation	24	159		
All Other Offenses	25	251		
TOTAL	130	1551		

BEACH RELATED CHARGES	SEPT	YTD	SEPT	YTD
	2024	2024	2023	2023
Alcohol on Beach	0	20	0	13
Smoking on Beach	0	2	0	0
Litter on Beach	0	0	0	0
Glass on Beach	0	21	0	0
Plastics on Beach	0	0	0	0
Vehicles on Beach	0	1	0	0
Nudity on Beach	0	1	0	0
Beached Boat on Beach	0	1	0	0
Destruction of Sea Oats	0	1	0	0
Dog Off Leash	3	8	6	56
TOTAL	3	55	6	69
CHARGES	SEPT	YTD	SEPT	YTD
	2024	2024	2023	2023
Attempted Murder	0	0	0	5
Robbery	0	2	0	0
Assault	0	10	0	12
Domestic Violence	0	4	0	6
Public Disorderly	6	45	0	20
Burglary	0	0	0	5
Possession of Stolen Vehicle	2	2	0	1
Grand Larceny	0	3	0	1
All Other Larceny	0	8	1	5
Fraud	0	5	0	2
Gun Violation	1	16	5	19
Drug Violations/Sale/Manufacture/ Distribution/Etc.	2	27	0	13
Possession of Controlled Substance	1	12	0	7
Other Drug Possession Methamphetamine/ Cocaine/Cocaine Base/Ecstasy/MDMA/Etc.	3	16	0	7
Simple Possession of Marijuana/Possession 1 oz. or less	7	138	8	90
Drug Equipment Violation	4	48	1	23
Vandalism/Damage to Property	0	3	0	1
Driving Under Suspension	11	148	18	144
Driving Under Influence	9	97	8	80
Other Alcohol Violation	5	97	13	97
Speeding	7	94	16	216
Other Traffic Related	64	831	99	779
Golf Cart Violation	2	7	2	9
Marine Violation	0	0	0	0
Resisting/Hindering/Assaulting Public Official or Police Officer	1	19	0	9
False Information to Police/Fire/Rescue	0	5	0	2
Failure to Stop for Police/Evade/Elude	0	8	0	4
Animal Violation (Other than Dog at Large)	0	4	0	0
Noise Violation	0	5	2	6
Littering	0	7	0	2
Indecent Exposure	0	0	0	1
Business License	7	101	7	68
All Other Charges	5	21	1	46
TOTAL	137	1783	181	1680



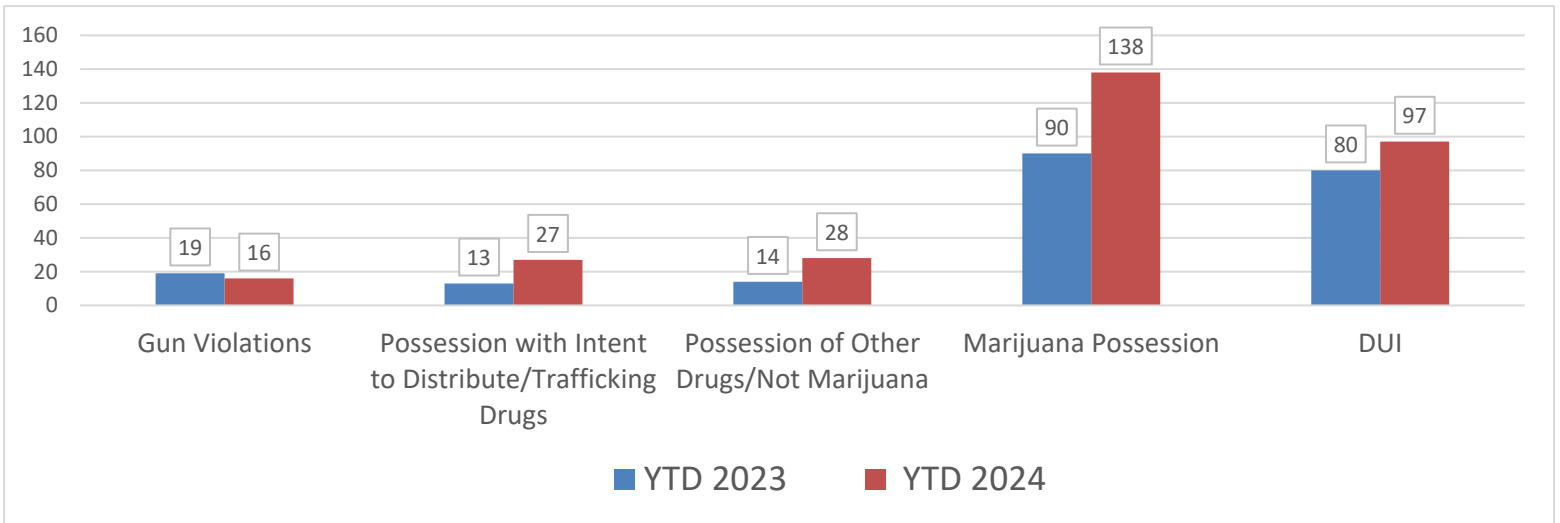
ISLE OF PALMS POLICE DEPARTMENT

MONTHLY REPORT

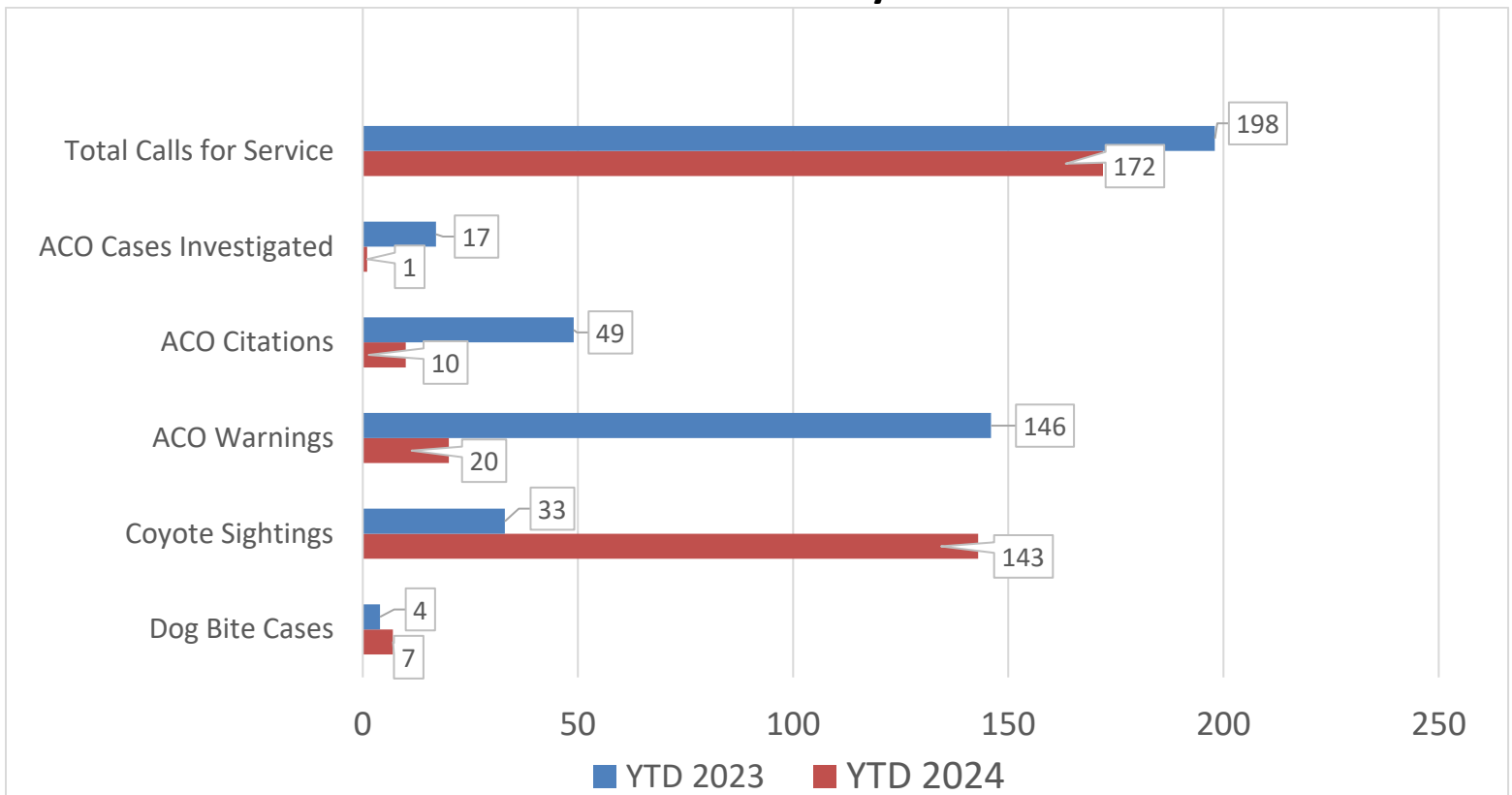
SEPTEMBER 2024



Drug, Gun, and DUI Charge Trend – Year to Date



Animal Control Activity - Year to Date





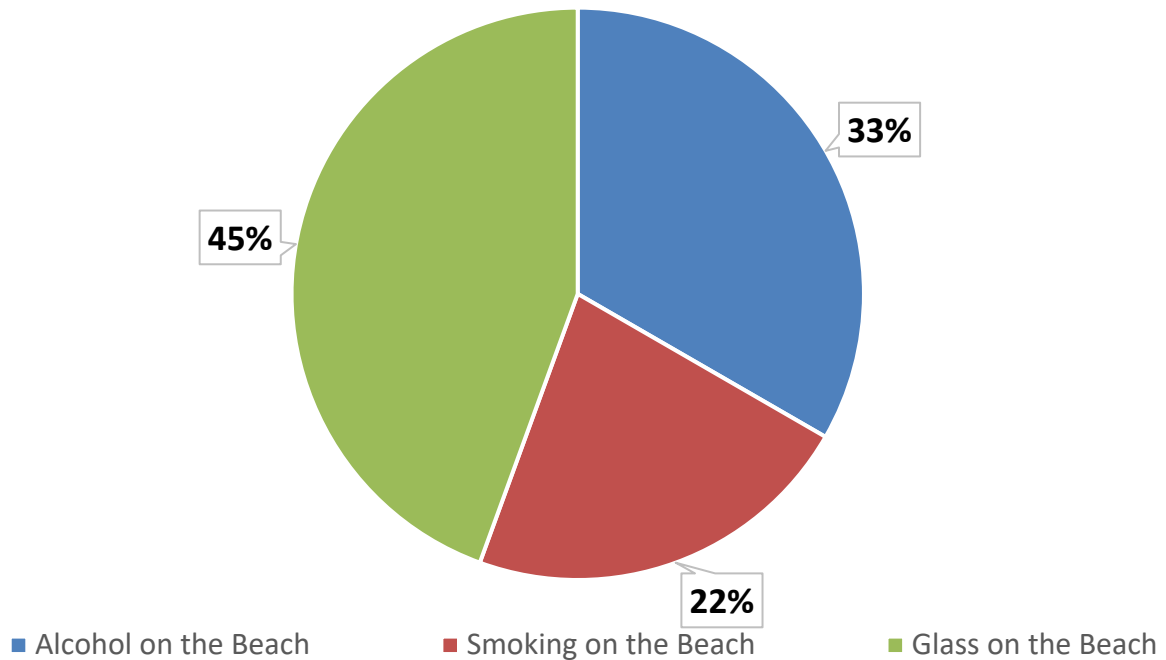
**ISLE OF PALMS POLICE DEPARTMENT
MONTHLY REPORT
SEPTEMBER 2024**



Beach Service Officer Activity – SEPTEMBER 2024


Charges	Written Warnings Issued	Citations Issued	Total
Alcohol on the Beach	3	0	3
Smoking on Beach	2	0	2
Litter on Beach	0	0	0
Glass on Beach	4	0	4
Plastics on Beach	0	0	0
Destruction of Sea Oats	0	0	0
Dog Off Leash	0	0	0
Other	0	0	0
Total	9	0	

Beach Service Officer's Activity - SEPTEMBER 2024





ISLE OF PALMS POLICE DEPARTMENT MONTHLY REPORT SEPTEMBER 2024

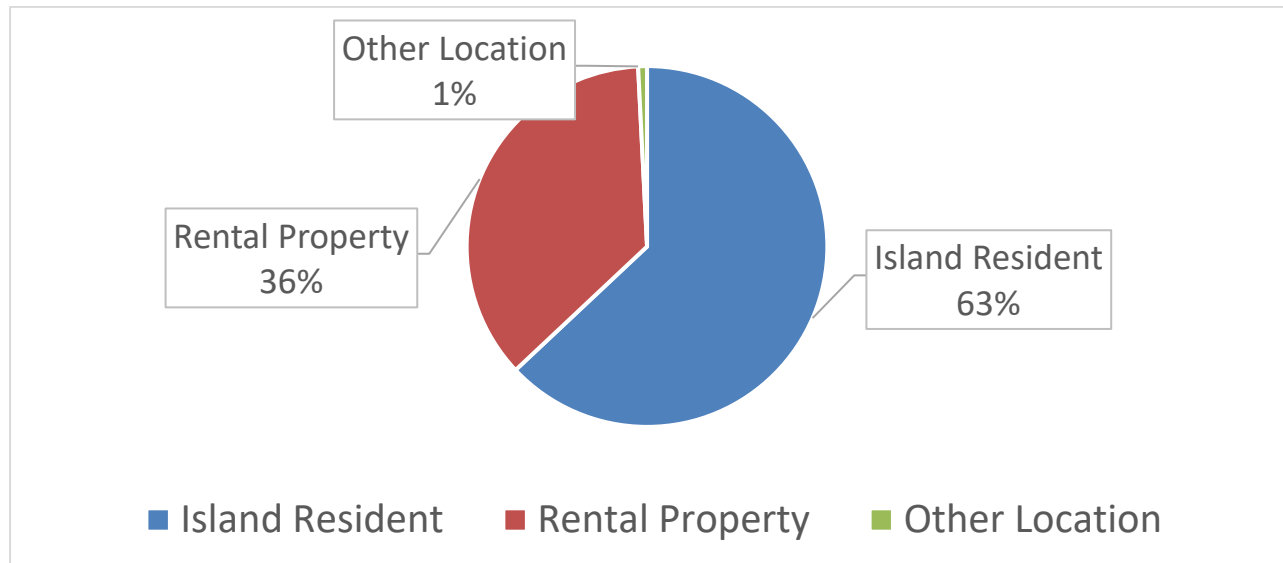


Livability Statistics – SEPTEMBER 2024

LIVABILITY COMPLAINTS	ISLAND RESIDENT	RENTAL PROPERTY	OTHER LOCATIONS	TOTAL COMPLAINTS
NOISE	6	5	1	12
FIREWORKS	0	0	0	0
UNKEMPT LOTS	0	0	0	0
RIGHT-OF-WAY OBSTRUCTION	13	0	0	13
BUSINESS LICENSE	16	1	0	17
OTHER RENTAL PROPERTY VIOLATIONS NOT LISTED	0	0	0	0
RENTAL OCCUPANCY	0	0	0	0
SHORT TERM RENTAL VEHICLE LIMIT VIOLATIONS	0	0	0	0
ROLL CART VIOLATIONS	45	40	0	85
TOTAL	80	46	1	127
% BY CATEGORY	63%	36%	1%	

CITATIONS	WARNINGS	UNFOUNDED	COMPLAINT DISPOSITION
0	7	5	12
0	0	0	0
0	0	0	0
0	10	3	13
7	1	9	17
0	0	0	0
0	0	0	0
0	0	0	0
0	85	0	85
7	103	17	127
6%	81%	13%	

Livability Complaint by Property Type – SEPTEMBER 2024



INCIDENT REPORT DENSITY/HEAT MAP SEPTEMBER 2024

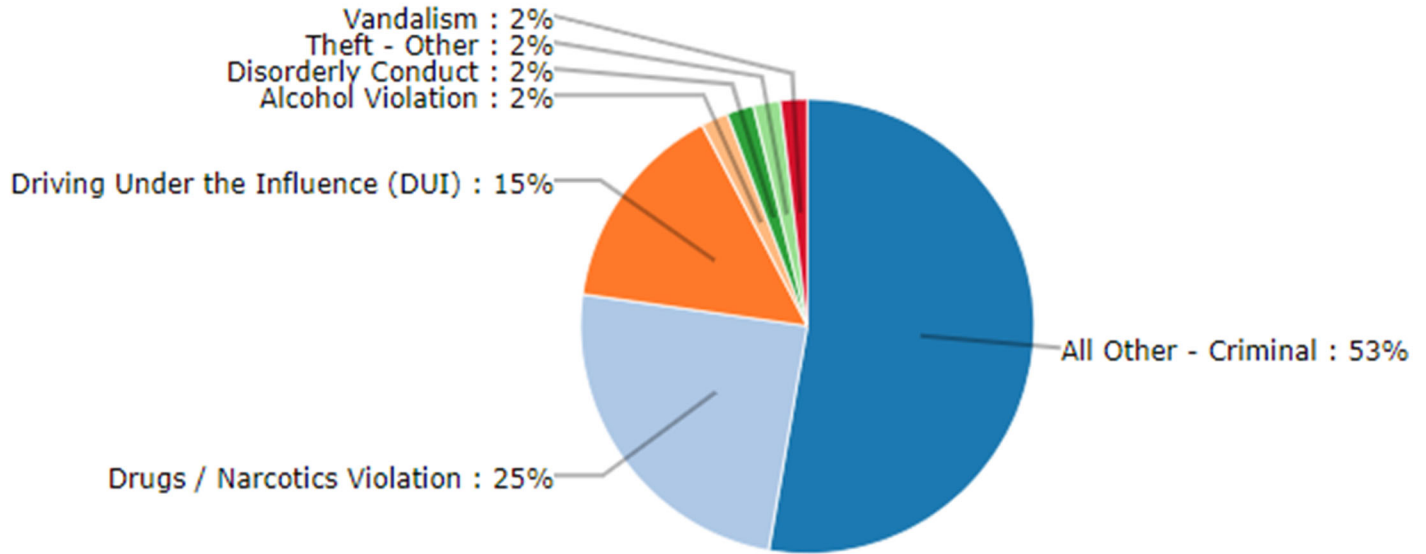




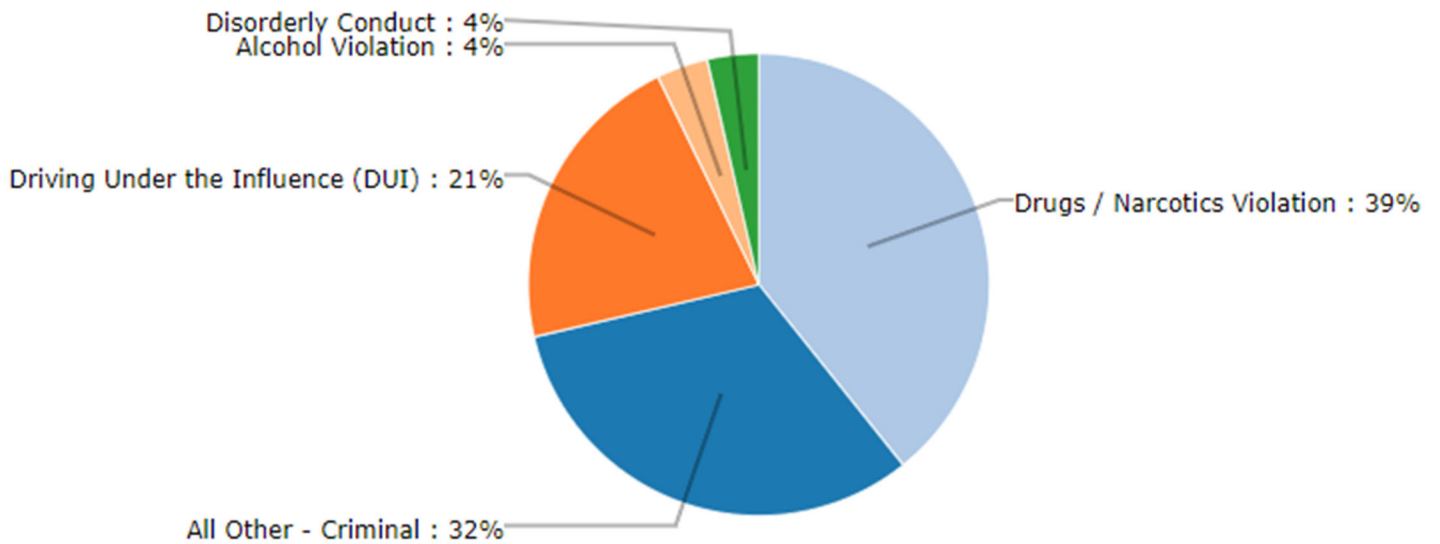
ISLE OF PALMS POLICE DEPARTMENT
MONTHLY REPORT
SEPTEMBER 2024



Reported Incident Crime Class Types – SEPTEMBER 2024



Reported Incident Crime Class Types (Red Area) – SEPTEMBER 2024



“All Other” includes incidents related to animals, noise, livability, and other violations.



PCI MUNICIPAL SERVICES SEPTEMBER 2024

Description	Valid Count	Cancel Count	Paid Count	Total Citations	Total Warnings
MUST PARK ANGLED	0	0	0	0	0
PARKED AGAINST THE FLOW OF TRAFFIC	51	19	31	101	11
GOLF CART PARKING ONLY	1	0	0	1	0
HANDICAPPED/ NON-VISIBLE PLACARD	1	0	1	2	0
NON-PAYMENT	315	83	186	584	27
BLOCKING/ OBSTRUCTING TRAFFIC	0	1	0	1	0
PARKED WITHIN 4FT OF PAVEMENT	68	10	41	119	31
PARKED ON PAVEMENT	25	11	15	51	6
PARKED WITHIN 25FT OF INTERSECTION	2	0	0	2	0
BLOCKING DRIVEWAY	0	0	1	1	0
PARKED WITHIN 30FT OF STOP SIGN	0	1	0	1	0
VEHICLE OVER 20FT IN ROW OVER 1 HOUR	0	0	0	0	1
IMPROPER PARKING	0	0	0	0	2
RESIDENTIAL PERMIT REQUIRED	52	19	29	100	30
PARALLEL PARKING ONLY	1	0	4	5	1
PARKED IN A LOADING ZONE	0	0	0	0	2
NO PARKING ZONE	10	2	5	17	2
PARKED IN OR WITHIN 20FT OF A CROSSWALK	1	0	1	2	0
TOTAL	527	146	314	987	113

