



# ISLE OF PALMS POLICE DEPARTMENT

## MONTHLY REPORT

### FEBRUARY 2023



### SIGNIFICANT DEPARTMENTAL ACTIONS

Incidents of interest in February include 41 arrests, 392 traffic stops, 16 drug related charges, 3 weapon charge, 85 traffic citations, and 14 arrests for driving under the influence.

During the month of February, the department hosted a Coyote Information Session at the Recreation Department. Employees of the department participated in the Special Olympics Polar Plunge raising over \$1000.00.

ACTIVITY SUMMARY	FEB	YTD	FEB	YTD
	2023	2023	2022	2022
Calls for Service	809	1427	516	1063
Incident Reports	70	131	43	82
Traffic Collisions	4	6	6	9
Traffic Stops	392	671	180	369
Bicycle Stops	0	0	0	1
Golf Cart Stops	5	6	0	0
Marine Calls for Service	2	2	8	9
Arrests	41	75	32	49
State Law Violations	148	243	66	119
City Ordinance Violations	4	14	1	5
Warning Citations	274	492	142	307
Parking Citations	95	107	35	48
Isle of Palms Warrants Served	7	13	5	5
Criminal Investigations-Cases Opened	6	12	9	14
Criminal Investigations-Cases Closed	2	2	6	8
Training Hours	215	387	18	679
Livability Cases	0	0	2	5
Coyote Sightings	1	12	1	2
Beach Wheel Chairs Issued	0	2	N/A	N/A
REPORTS BY OFFENSE TYPES	FEBRUARY	YTD		
	2023	2023		
DUI	14	19		
Other Alcohol Offense	9	14		
Arson/Suspicious Fire	0	0		
Rape/Sexual Assault	0	1		
Assault	2	6		
Indecent Exposure	0	0		
Harassment	0	0		
Drug Incident	26	42		
Homicide/Manslaughter	0	0		
Traffic	21	35		
DUS	9	17		
Robbery	0	0		
Burglary	1	1		
Theft from Motor Vehicle	0	0		
Motor Vehicle Theft	0	0		
Larceny	1	4		
Fraud	1	2		
Suicide (Actual or Attempted)	0	0		
Vandalism	2	3		
Weapon Law Violations	3	4		
All Other Offenses	17	28		
<b>TOTAL</b>	<b>106</b>	<b>176</b>		

CHARGES	FEB	YTD	FEB	YTD
	2023	2023	2022	2022
Assault	2	5	0	0
Domestic Violence	0	1	1	1
Public Disorderly	1	3	1	1
Burglary	0	0	0	0
Possession of Stolen Vehicle	0	0	0	0
Grand Larceny	0	0	0	0
All Other Larceny	0	1	0	0
Fraud	0	0	0	0
Gun Violation	3	4	0	0
Drug Violations/Sale/Manufacture/ Distribution/Etc.	3	4	0	0
Possession of Controlled Substance	0	0	1	1
Other Drug Possession Methamphetamine/ Cocaine/Cocaine Base/Ecstasy/MDMA/Etc.	0	2	0	0
Simple Possession of Marijuana/Possession 1 oz. or less	8	15	4	7
Drug Equipment Violation	5	6	3	4
Vandalism/Damage to Property	0	1	0	0
Driving Under Suspension	9	17	9	11
Driving Under Influence	14	19	5	9
Other Alcohol Violation	8	15	5	8
Speeding	24	48	15	30
Other Traffic Related	76	113	24	48
Golf Cart Violation	1	1	0	0
Moped Violation	0	0	0	0
Marine Violation	0	0	0	0
Resisting/Hindering/Assaulting Public Official or Police Officer	1	1	1	1
False Information to Police	0	0	0	0
Failure to Stop for Police/Evade/Elude	0	0	0	0
Animal Violation	0	0	0	0
Noise Violation	0	0	0	0
Littering	0	0	0	0
Indecent Exposure	0	0	0	0
Business License	3	13	0	1
All Other Charges	1	1	3	4
<b>TOTAL</b>	<b>159</b>	<b>270</b>	<b>72</b>	<b>126</b>



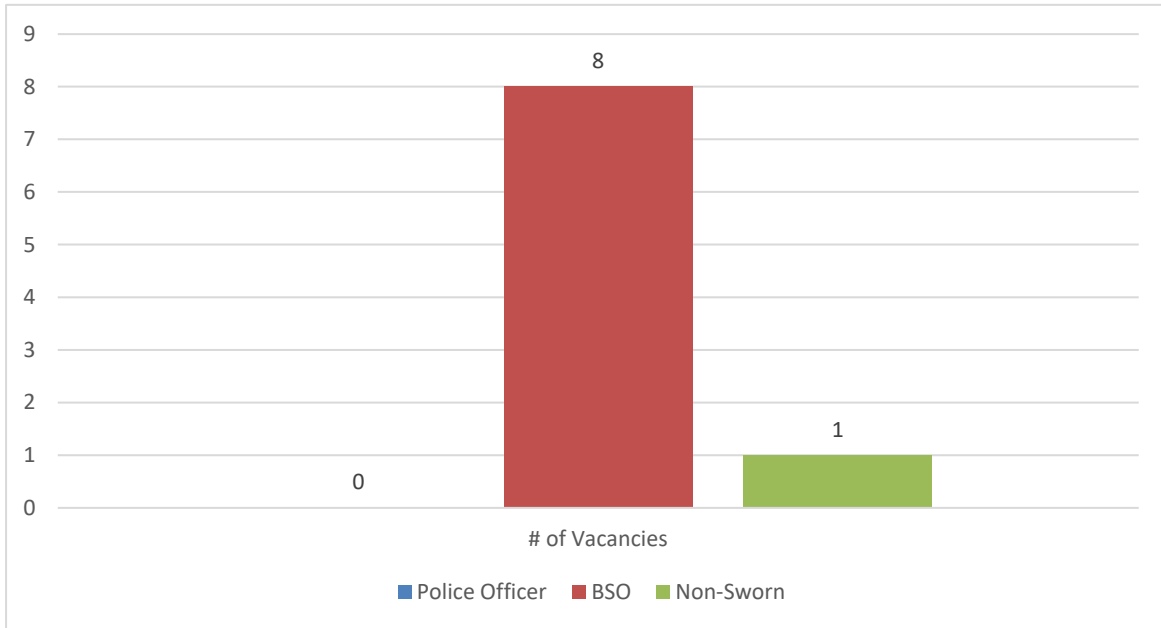
# ISLE OF PALMS POLICE DEPARTMENT

## MONTHLY REPORT

### FEBRUARY 2023

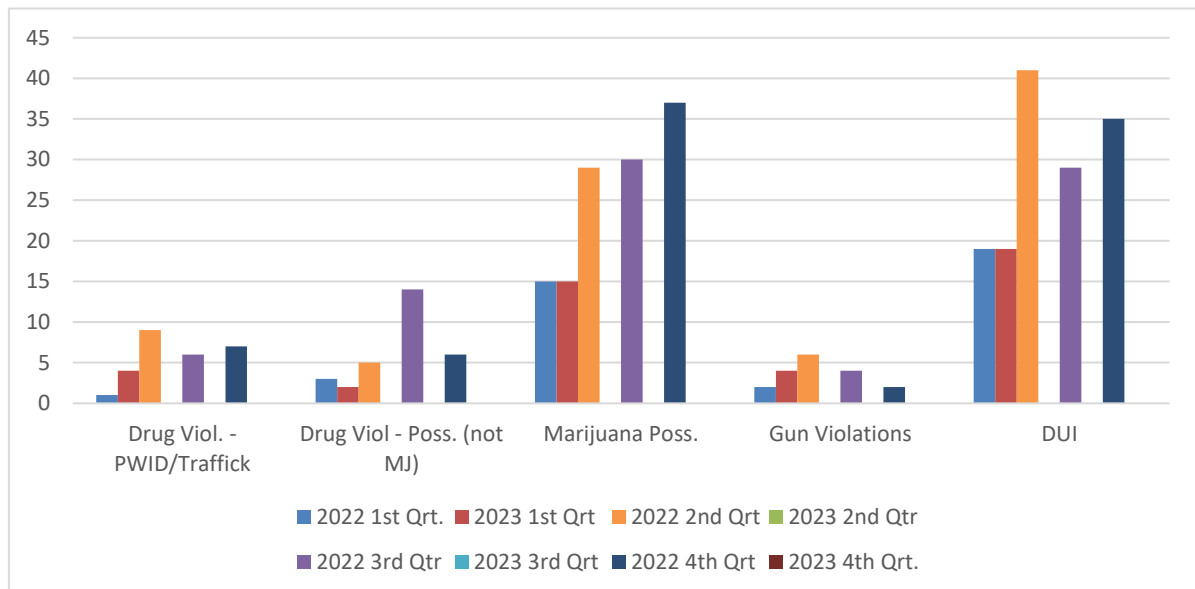


## Police Department Vacancies

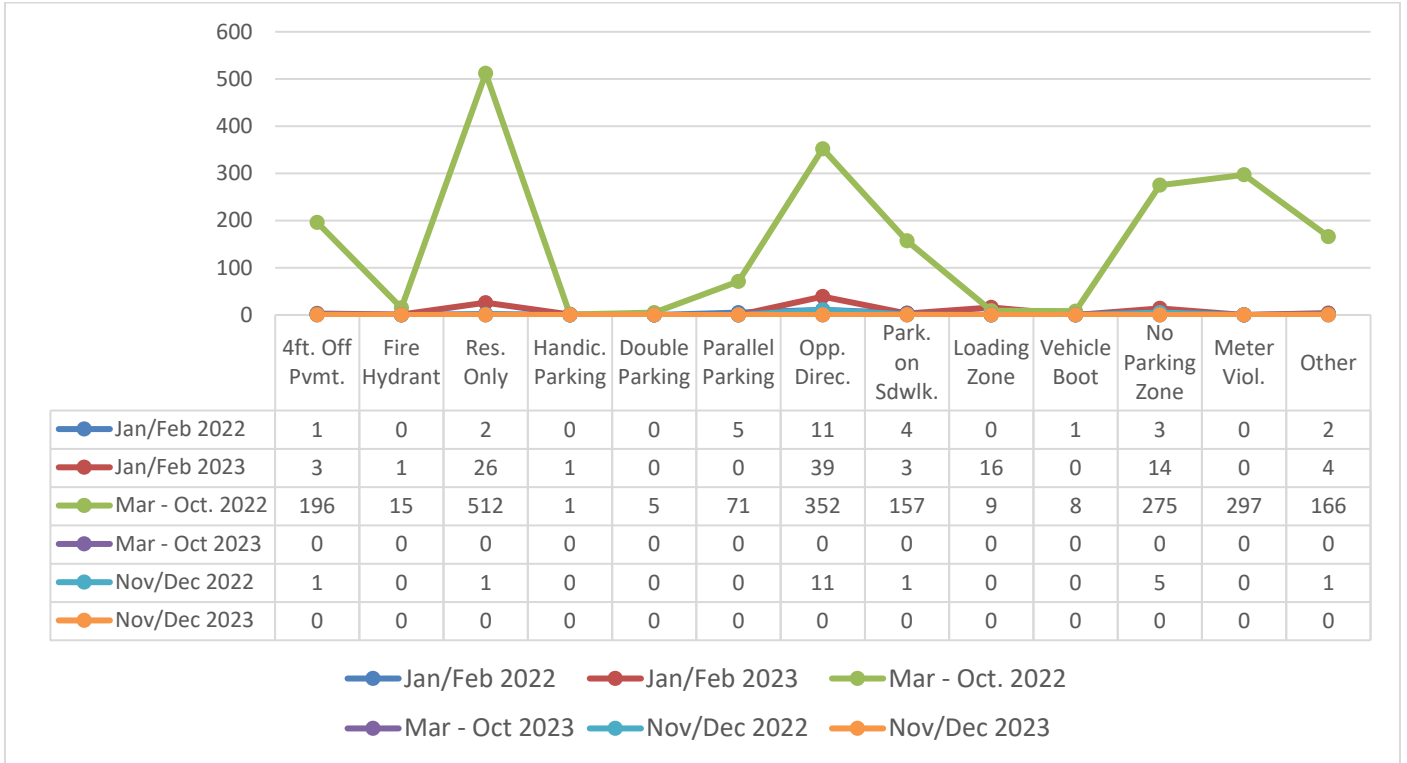


**Sworn Vacancies – 0 (1 in Academy, 2 in Pre-Academy)**  
**Beach Service Officer Vacancies – 89% (8 Beach Services)**  
**Non-Sworn Vacancies – 12.5% (1 Part Time Code Enforcement)**

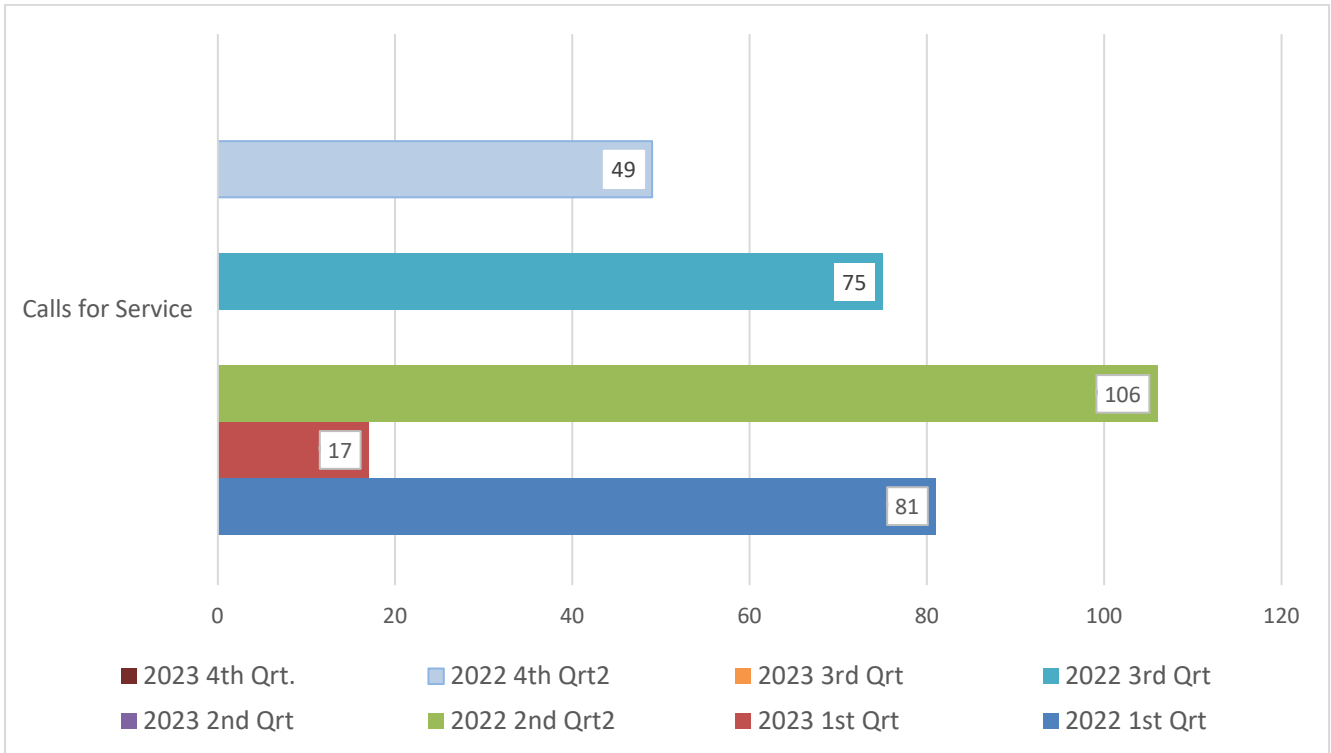
## Drug, Gun, and DUI Charge Trend



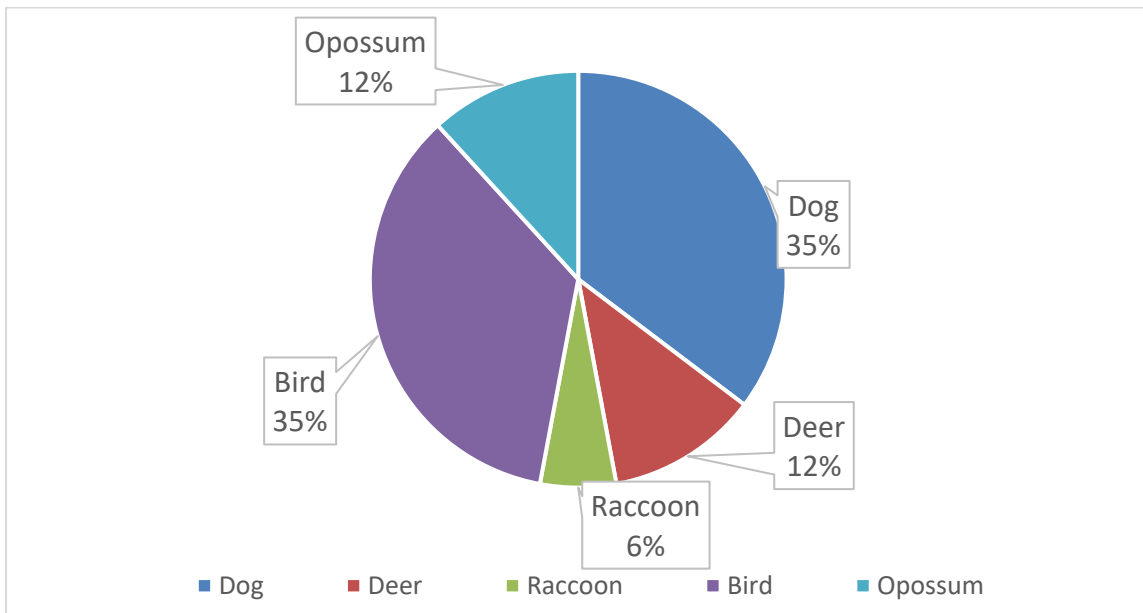
## Parking Citations by Violation



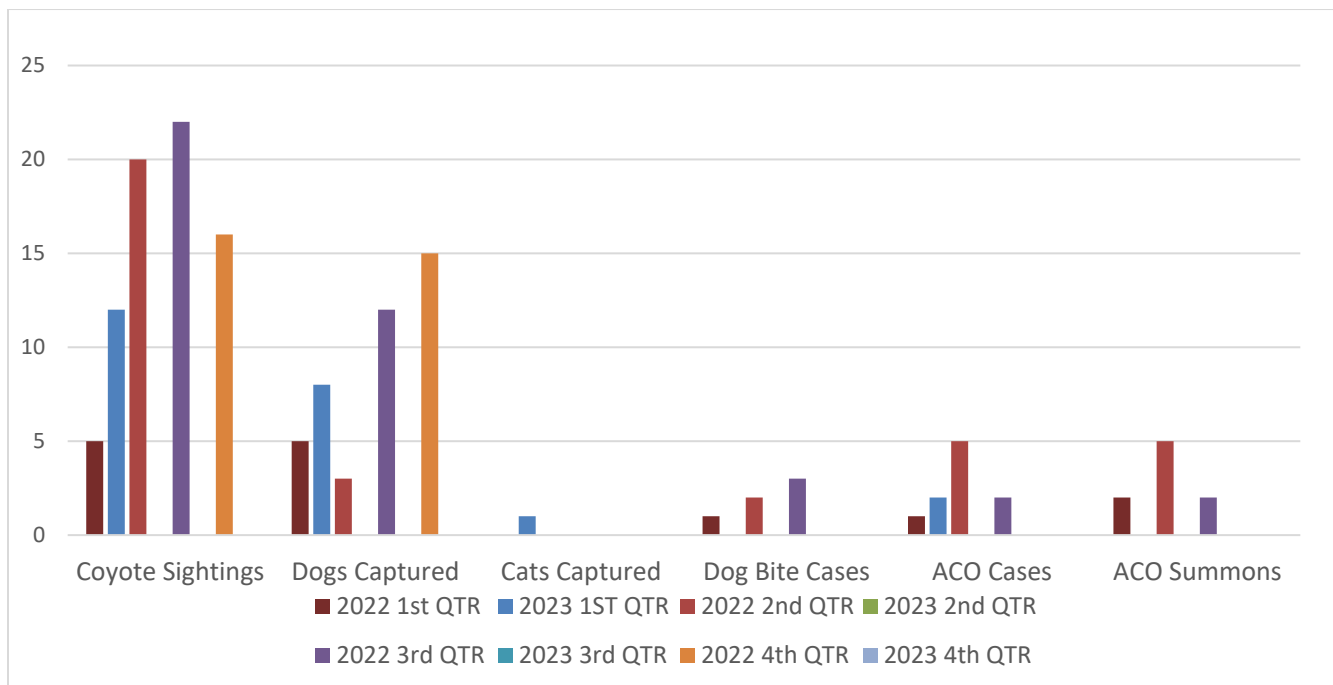
## Animal Control Calls for Service



## Animal Control Calls by Animal Type



## Animal Control Statistics

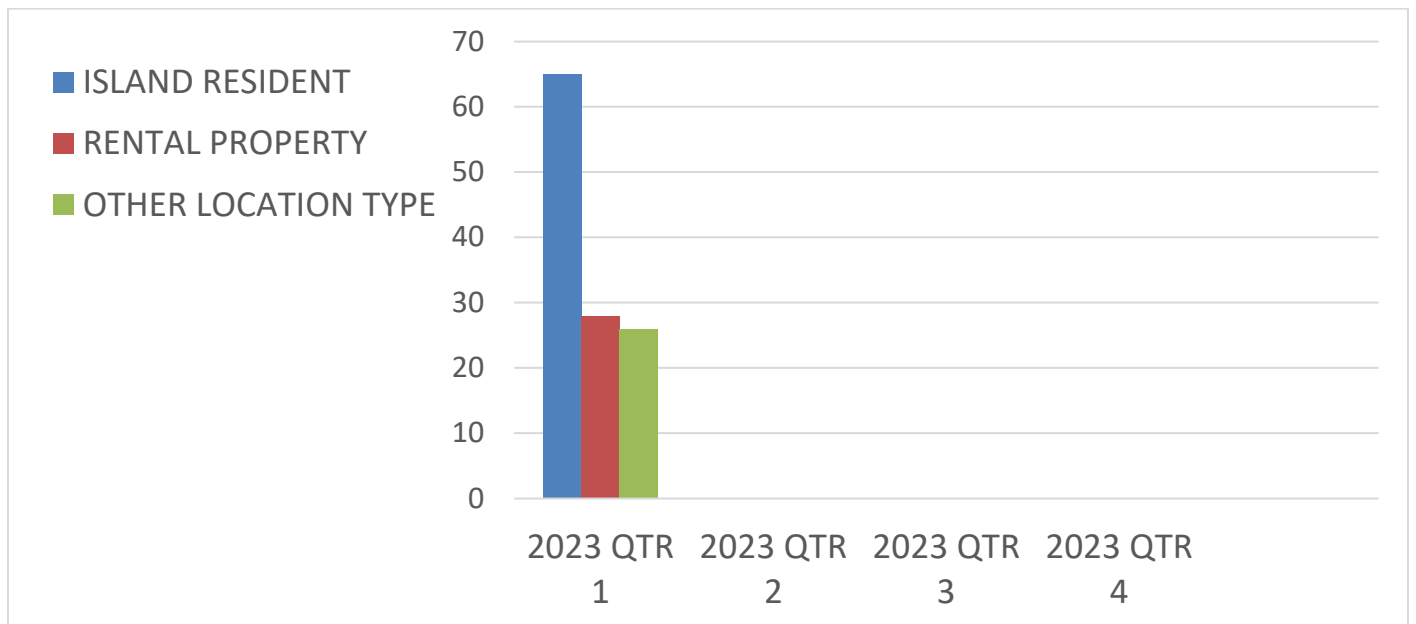


## Livability Statistics

LIVABILITY COMPLAINTS	ISLAND RESIDENT	RENTAL PROPERTY	OTHER LOCATIONS	TOTAL COMPLAINTS
NOISE	1	1	0	2
NOISE/LOUD PARTY	0	1	0	1
NOISE/CONSTRUCTION VIOLATIONS	1	0	0	1
BARKING DOG	1	0	0	1
DOG AT LARGE	0	0	0	0
FIREWORKS	0	0	0	0
UNKEMPT LOTS	0	1	0	1
RIGHT-OF-WAY OBSTRUCTION	7	0	0	7
BUSINESS LICENSE	4	0	0	4
RENTAL PROPERTY VIOLATIONS	0	0	0	0
SHORT TERM RENTAL OCCUPANCY VIOLATIONS	0	0	0	0
SHORT TERM RENTAL VEHICLE LIMIT VIOLATIONS	0	0	0	0
ROLL CART VIOLATIONS	8	4	0	12
<b>TOTAL</b>	<b>22</b>	<b>7</b>	<b>0</b>	<b>29</b>
<b>% BY CATEGORY</b>	<b>76%</b>	<b>24%</b>	<b>0%</b>	

CITATIONS	WARNINGS	UNFOUNDED	COMPLAINT DISPOSITION
0	1	1	2
0	1	0	1
0	1	0	1
0	1	0	1
0		0	0
0		0	0
1	1	0	2
0	7	0	7
3	4	0	7
0	0	0	0
0	0	0	0
0	0	0	0
0	12	0	12
<b>4</b>	<b>28</b>	<b>1</b>	<b>33</b>
<b>12%</b>	<b>85%</b>	<b>3%</b>	

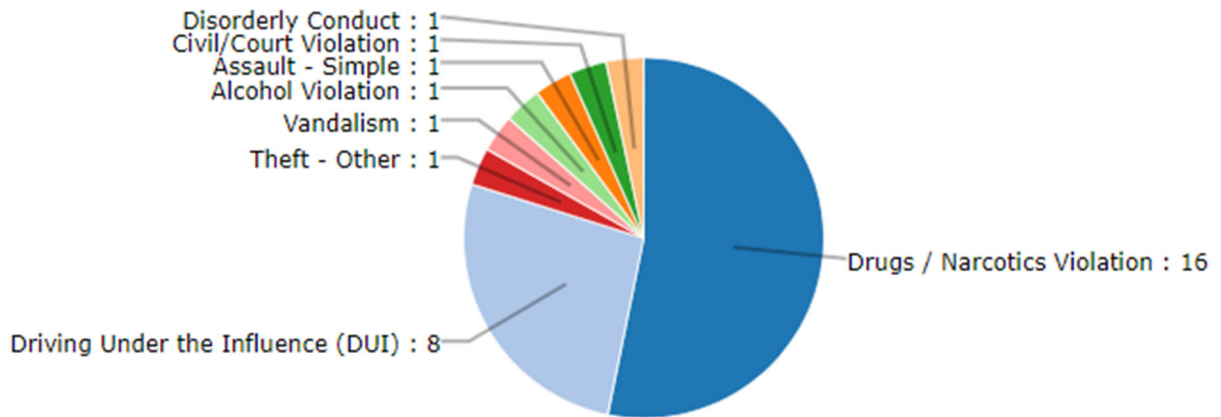
## Livability Complaint by Property Type



# INCIDENT REPORT DENSITY/HEAT MAP



## Reported Incident Crime Class Types



## Reported Incident Crime Class Types (Red Area)

