



# ISLE OF PALMS POLICE DEPARTMENT

## MONTHLY REPORT

### November 2024



### SIGNIFICANT DEPARTMENTAL ACTIONS

Incidents of interest in November include 33 arrests, 363 traffic stops, 9 drug related charges, 87 traffic citations, and 8 arrests for driving under the influence.

The Isle of Palms Police Department has one officer participating in the FBI Joint Terrorism Task Force.

ACTIVITY SUMMARY	NOV	YTD	NOV	YTD
	2024	2024	2023	2023
	Calls for Service	793	11402	873
Incident Reports	75	1243	69	1076
Traffic Collisions	2	71	4	97
Traffic Stops	363	4432	431	4796
Bicycle Stops	0	13	3	8
Golf Cart Stops	1	61	2	72
Marine Calls for Service	0	14	2	17
Arrests	33	663	46	591
State Law Violations	105	1743	177	1926
City Ordinance Violations	7	183	8	208
Warning Citations	277	3555	287	3202
Parking Citations	216	9172	32	4743
Isle of Palms Warrants Served	3	126	3	97
Criminal Investigations-Cases Opened	6	115	8	148
Criminal Investigations-Cases Closed	4	80	0	43
Training Hours	47	2450	236	3021
Coyote Sightings	0	143	11	58
Beach Wheel Chairs Issued	2	151	4	90
REPORTS BY OFFENSE TYPES	NOVEMBER	YTD		
	2024	2024		
DUI	8	111		
Other Alcohol Offense	4	89		
Arson/Suspicious Fire	0	0		
Rape/Sexual Assault	0	2		
Assault	0	39		
Indecent Exposure	0	0		
Harassment	1	7		
Drug Incident	17	319		
Homicide/Manslaughter	0	0		
Traffic	26	382		
DUS	13	163		
Robbery	0	1		
Burglary	0	1		
Theft from Motor Vehicle	0	4		
Motor Vehicle Theft	0	5		
Larceny	2	50		
Fraud	4	37		
Suicide (Actual or Attempted)	0	1		
Vandalism	1	19		
Weapon Law Violations	0	9		
Assist Other Agency	6	54		
Noise Violation	10	192		
All Other Offenses	15	292		
<b>TOTAL</b>	<b>107</b>	<b>1777</b>		

BEACH RELATED CHARGES	NOV	YTD	NOV	YTD
	2024	2024	2023	2023
Alcohol on Beach	0	21	0	17
Smoking on Beach	0	2	0	0
Litter on Beach	0	0	0	0
Glass on Beach	0	21	0	0
Plastics on Beach	0	0	0	0
Vehicles on Beach	1	2	0	0
Nudity on Beach	0	1	0	0
Beached Boat on Beach	0	1	0	0
Destruction of Sea Oats	0	1	0	0
Dog Off Leash	1	10	1	59
<b>TOTAL</b>	<b>2</b>	<b>59</b>	<b>1</b>	<b>76</b>
CHARGES	NOV	YTD	NOV	YTD
	2024	2024	2023	2023
Attempted Murder	0	0	0	5
Robbery	0	2	0	0
Assault	0	10	0	13
Domestic Violence	0	4	0	6
Public Disorderly	0	47	2	24
Burglary	0	0	0	5
Possession of Stolen Vehicle	0	2	0	1
Grand Larceny	0	3	0	1
All Other Larceny	0	8	0	5
Fraud	1	6	2	4
Gun Violation	0	16	0	19
Drug Violations/Sale/Manufacture/ Distribution/Etc.	2	30	0	14
Possession of Controlled Substance	0	14	0	7
Other Drug Possession Methamphetamine/ Cocaine/Cocaine Base/Ecstasy/MDMA/Etc.	0	16	1	8
Simple Possession of Marijuana/Possession 1 oz. or less	4	145	11	108
Drug Equipment Violation	3	53	3	32
Vandalism/Damage to Property	0	3	0	1
Driving Under Suspension	10	169	10	186
Driving Under Influence	8	111	6	92
Other Alcohol Violation	2	100	4	101
Speeding	15	122	26	259
Other Traffic Related	62	938	111	1042
Golf Cart Violation	0	8	0	9
Marine Violation	0	0	0	0
Resisting/Hindering/Assaulting Public Official or Police Officer	0	20	3	15
False Information to Police/Fire/Rescue	0	5	0	2
Failure to Stop for Police/Evade/Elude	0	9	0	4
Animal Violation (Other than Dog at Large)	0	4	0	0
Noise Violation	1	6	2	11
Littering	0	7	0	2
Indecent Exposure	0	0	0	1
Business License	4	108	4	79
All Other Charges	1	26	2	55
<b>TOTAL</b>	<b>113</b>	<b>1992</b>	<b>187</b>	<b>2111</b>



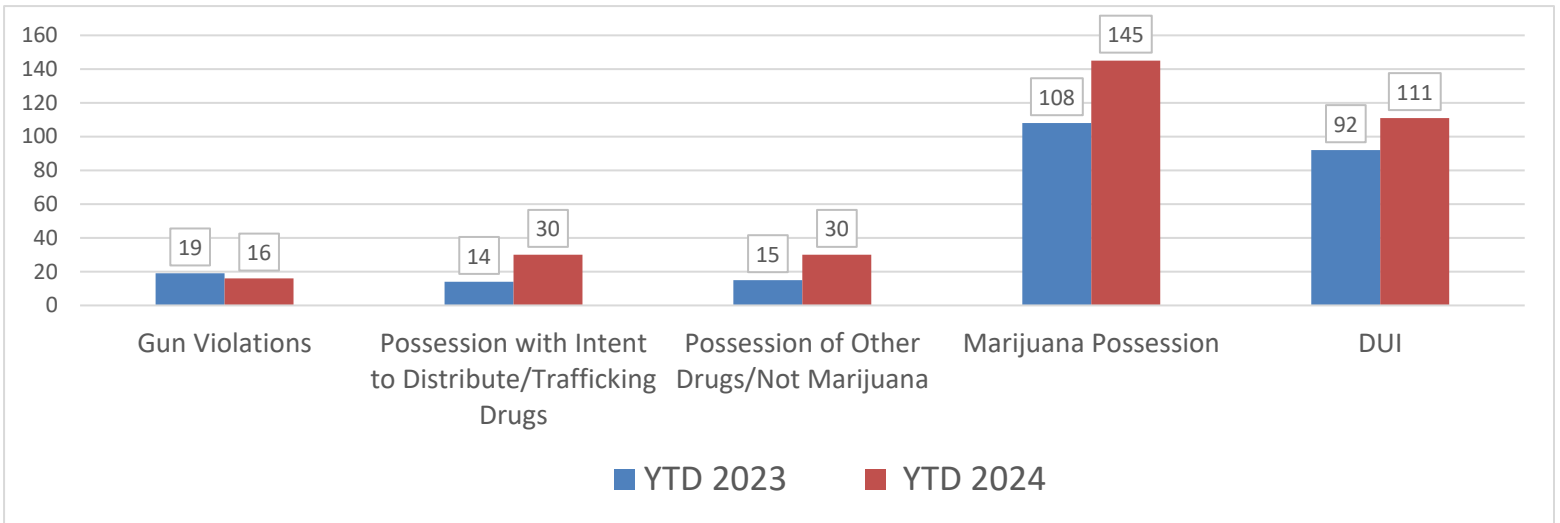
# ISLE OF PALMS POLICE DEPARTMENT

## MONTHLY REPORT

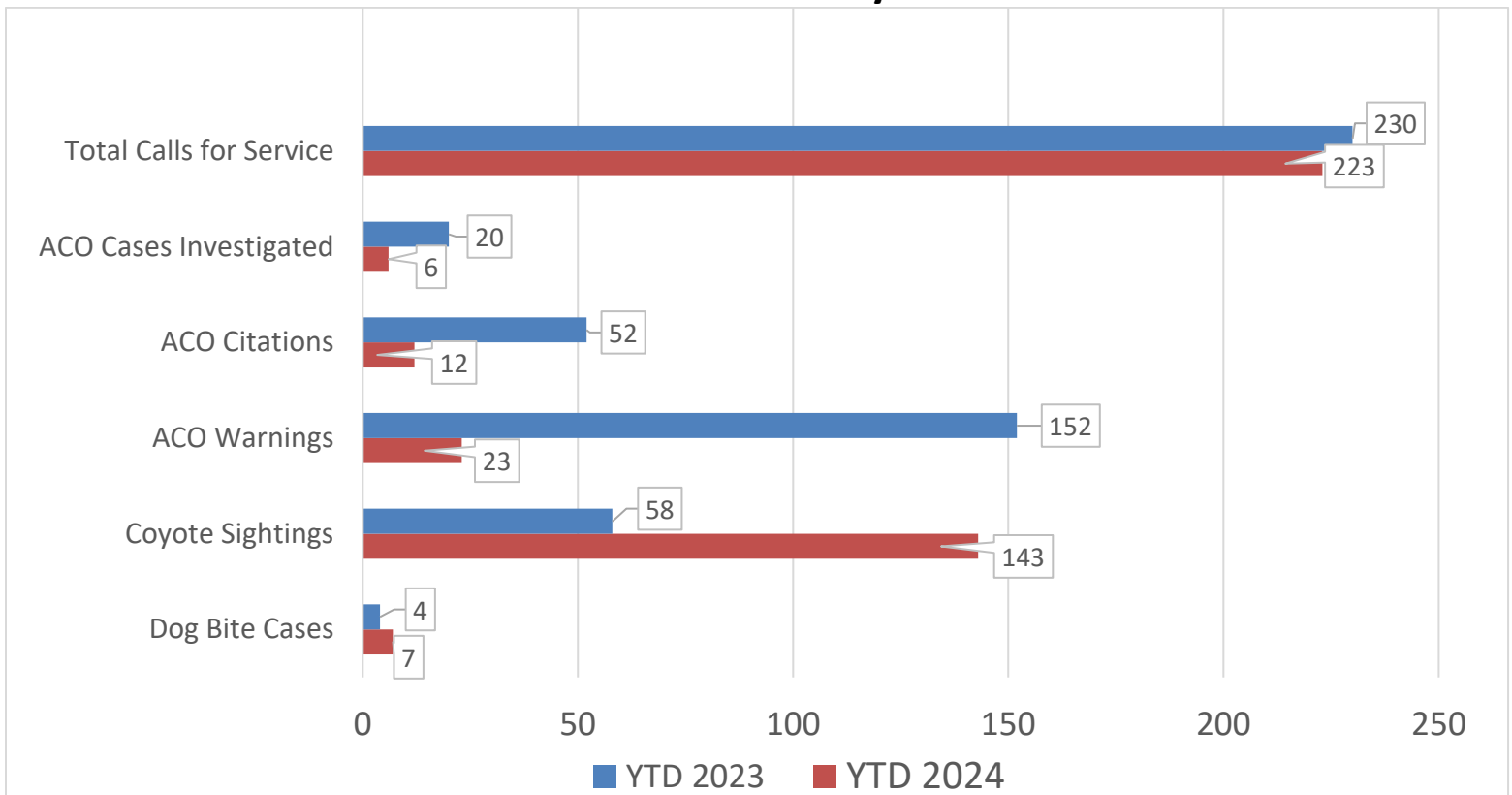
### NOVEMBER 2024



### Drug, Gun, and DUI Charge Trend – Year to Date



### Animal Control Activity - Year to Date





# ISLE OF PALMS POLICE DEPARTMENT

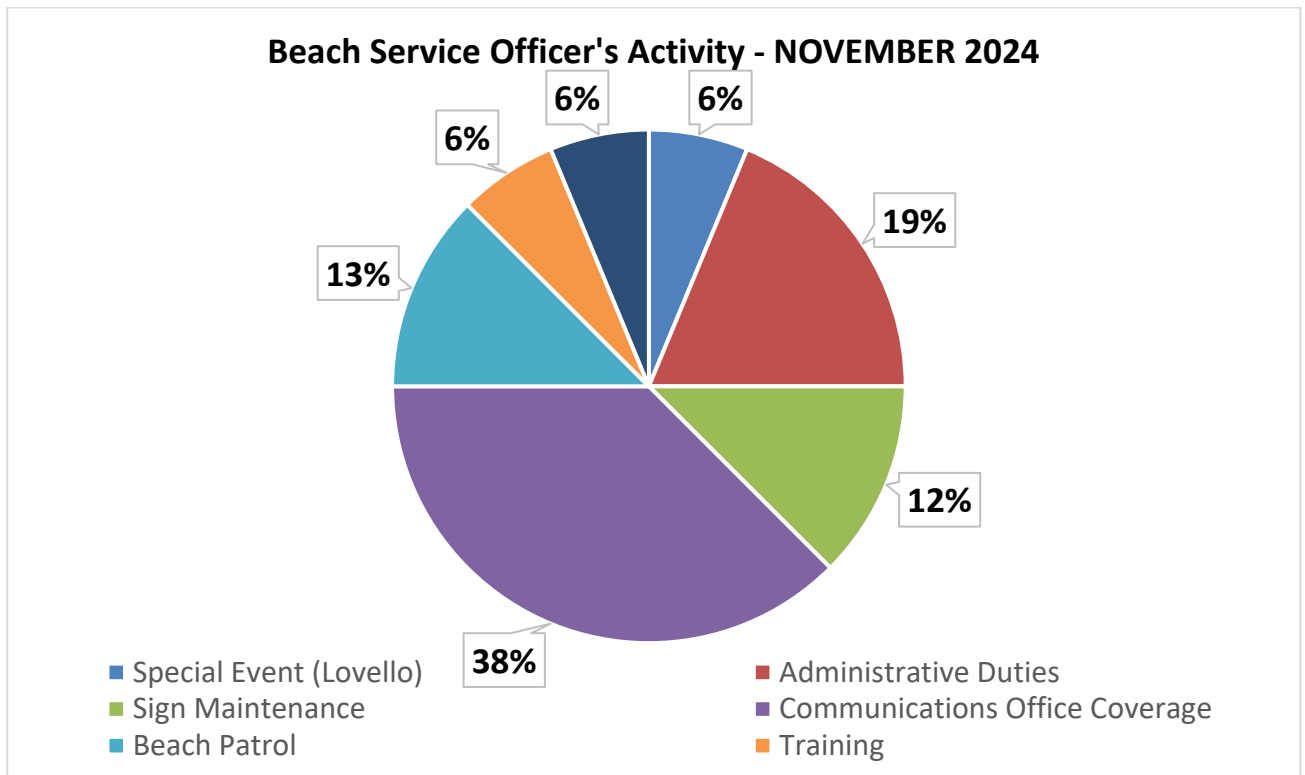
## MONTHLY REPORT

### NOVEMBER 2024




### Beach Service Officer Activity – NOVEMBER 2024

Charges	Written Warnings Issued	Citations Issued	Total
Alcohol on the Beach	0	0	0
Smoking on Beach	0	0	0
Litter on Beach	0	0	0
Glass on Beach	0	0	0
Plastics on Beach	0	0	0
Destruction of Sea Oats	0	0	0
Dog Off Leash	0	0	0
Other	0	0	0
<b>Total</b>	<b>0</b>	<b>0</b>	<b>0</b>





# ISLE OF PALMS POLICE DEPARTMENT MONTHLY REPORT NOVEMBER 2024

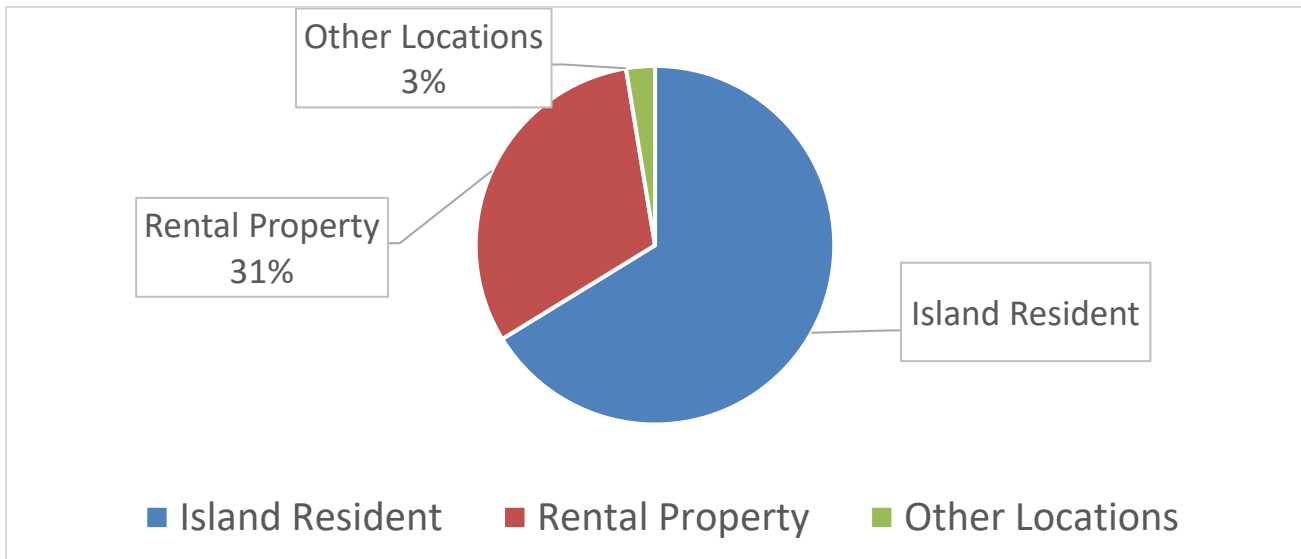


## Livability Statistics – NOVEMBER 2024

LIVABILITY COMPLAINTS	ISLAND RESIDENT	RENTAL PROPERTY	OTHER LOCATIONS	TOTAL COMPLAINTS
NOISE	2	5	1	8
FIREWORKS	0	0	0	0
UNKEMPT LOTS	2	0	0	2
OBSTRUCTION	18	0	1	19
BUSINESS LICENSE	12	0	0	12
OTHER RENTAL PROPERTY VIOLATIONS NOT LISTED	0	0	0	0
SHORT TERM RENTAL OCCUPANCY VIOLATIONS	0	0	0	0
SHORT TERM RENTAL VEHICLE LIMIT VIOLATIONS	0	0	0	0
ROLL CART VIOLATIONS	17	19	0	36
<b>TOTAL</b>	<b>51</b>	<b>24</b>	<b>2</b>	<b>77</b>
<b>% BY CATEGORY</b>	<b>66%</b>	<b>31%</b>	<b>3%</b>	

CITATIONS	WARNINGS	UNFOUNDED	COMPLAINT DISPOSITION
1	5	2	8
0	0	0	0
0	2	0	2
0	15	4	19
4	2	6	12
0	0	0	0
0	0	0	0
0	0	0	0
0	36	0	36
5	60	12	77
6%	78%	16%	

## Livability Complaint by Property Type – NOVEMBER 2024




# INCIDENT REPORT DENSITY/HEAT MAP NOVEMBER 2024

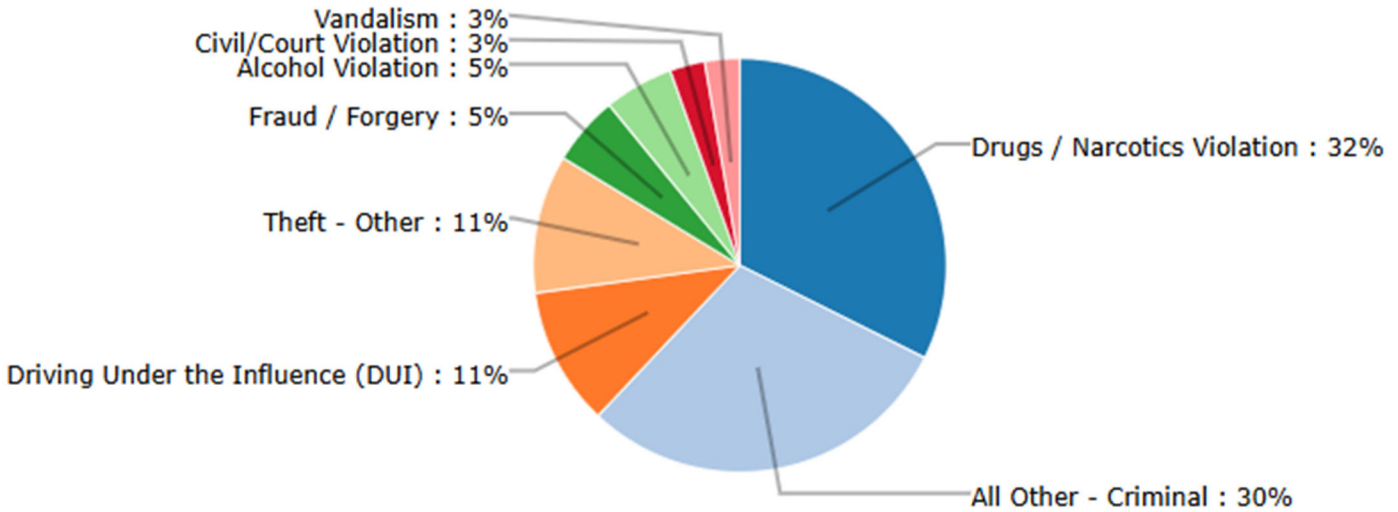




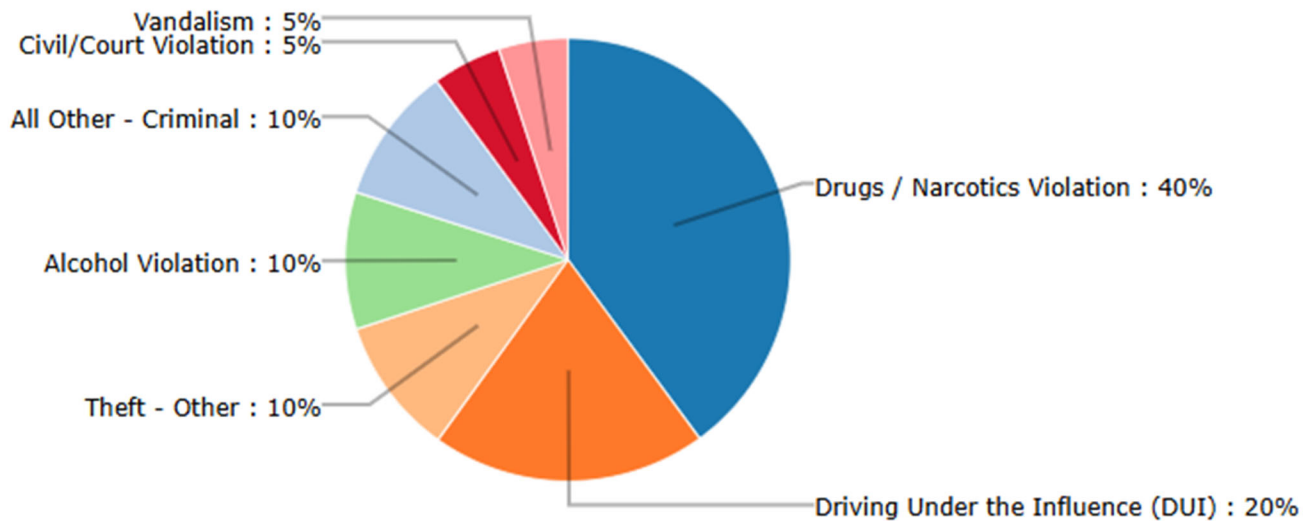
**ISLE OF PALMS POLICE DEPARTMENT**  
**MONTHLY REPORT**  
**NOVEMBER 2024**



**Reported Incident Crime Class Types – NOVEMBER 2024**



**Reported Incident Crime Class Types (Red Area) – NOVEMBER 2024**




**“All Other” includes incidents related to animals, noise, livability, and other violations.**



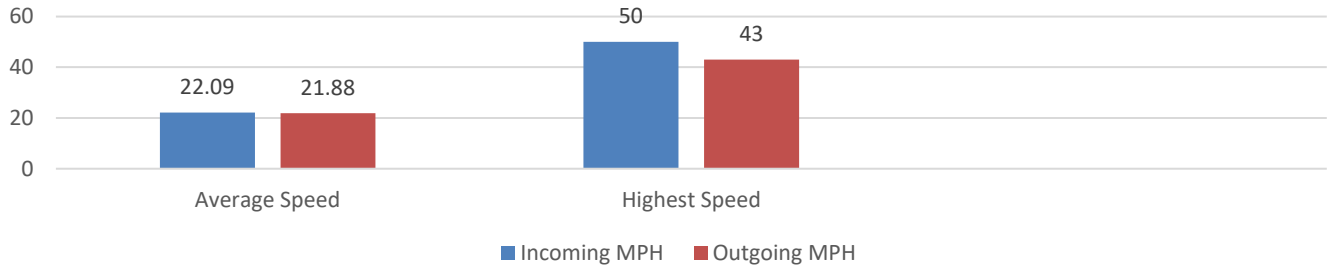
# ISLE OF PALMS POLICE DEPARTMENT

## MONTHLY REPORT

### NOVEMBER 2024



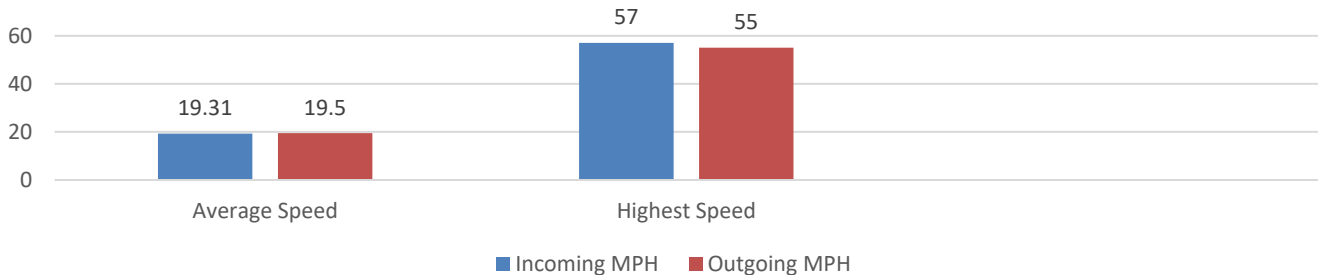
#### 41st Ave Radar Stats (Wildwood side) NOVEMBER 2024



Total Incoming Vehicles – 10765  
 Total Outgoing Vehicles – 10824

Busiest Day of the Month: November 24, 2024  
 Total Vehicles Incoming: 304  
 Total Vehicles Outgoing: 299

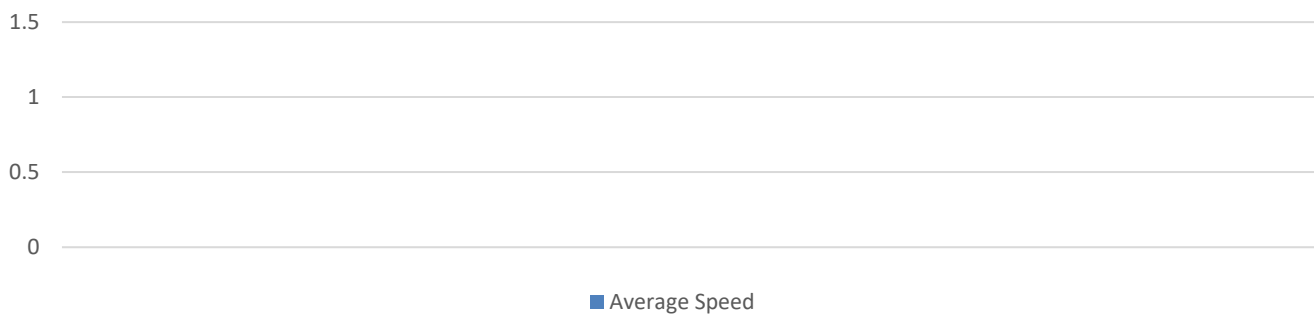
#### 41st Ave Radar Stats (Marginal side) - NOVEMBER 2024



Total Incoming Vehicles – 14566  
 Total Outgoing Vehicles – 12162

Busiest Day of the Month: November 9, 2024  
 Total Vehicles Incoming: 677  
 Total Vehicles Outgoing: 504

#### Mobile Radar Trailer - NOVEMBER 2024



\*No Mobile Radar Trailer Data this period.



# PCI MUNICIPAL SERVICES NOVEMBER 2024

Description	Valid Count	Cancel Count	Paid Count	Total Citations	Total Warnings
PARKED WITHIN 4FT OF PAVEMENT	54	6	40	100	18
NO PARKING ZONE	0	2	1	3	0
RESIDENTIAL PERMIT REQUIRED	20	5	11	36	5
PARKED AGAINST THE FLOW OF TRAFFIC	28	7	14	49	11
BLOCKING/ OBSTRUCTING TRAFFIC	0	1	0	1	0
BLOCKING BEACH ACCESS	0	0	0	0	1
PARALLEL PARKING ONLY	0	0	1	1	0
PARKED ON PAVEMENT	11	6	6	23	3
NON-PAYMENT	0	3	0	3	0
<b>Total</b>	<b>113</b>	<b>30</b>	<b>73</b>	<b>216</b>	<b>38</b>

