

**City of Isle of Palms**  
**Department of Public Works**  
**March 2011**  
**Donnie Pitts-Director**

**Sanitation:**

One container of metal was transported to Charleston Steel.  
38.23 tons of C&D were transported to the Bees Ferry Landfill in  
March.

**Landscaping/Road Maintenance:**

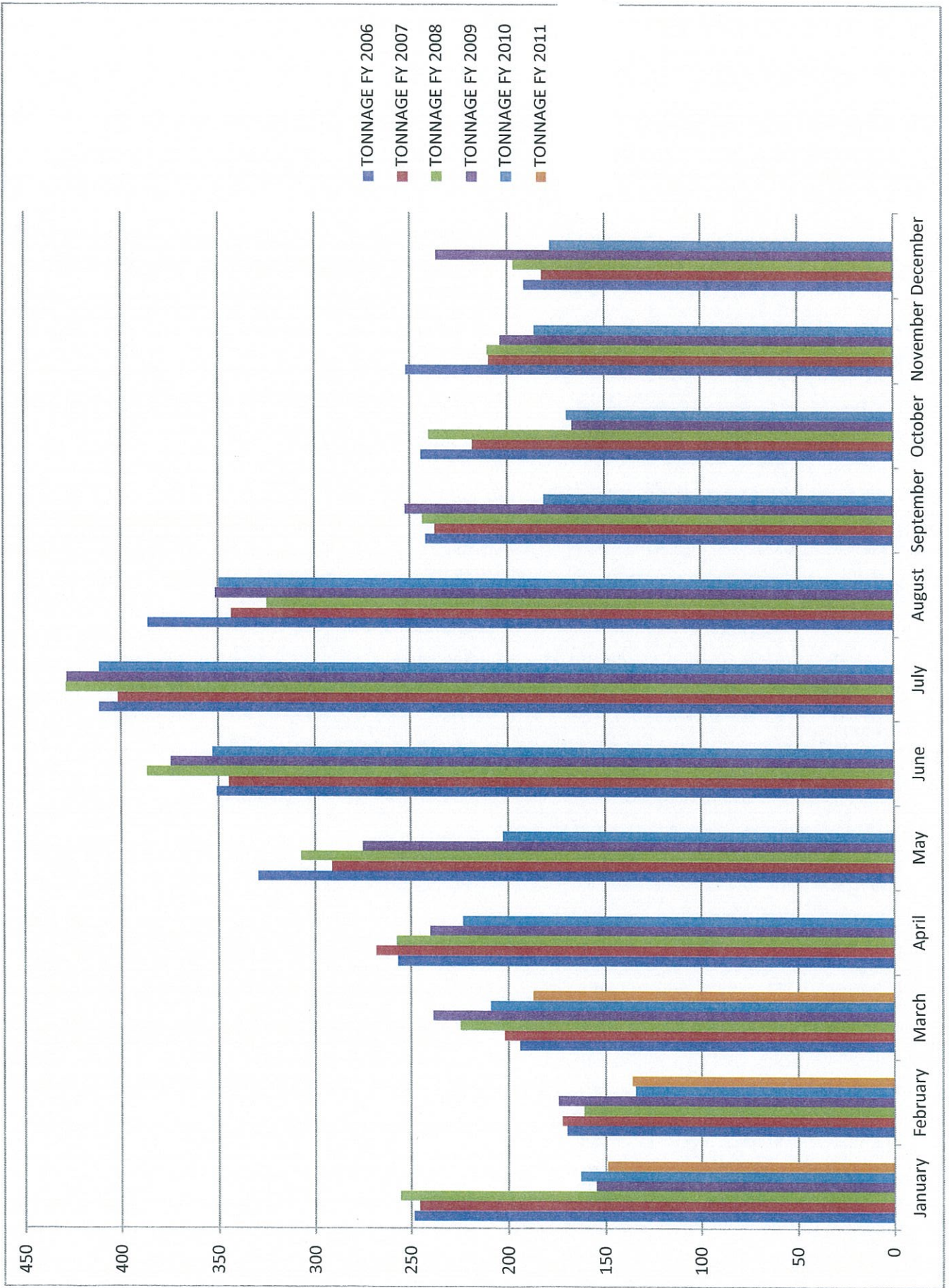
Serviced the pooper-scoopers 2 times in March.  
Cleaned the City compactor area.  
Repaired the right-of-way at Duck Lane and Sparrow Dr. with  
compost from Charleston County.  
Buried one dolphin at @ 9<sup>th</sup> Ave. on the beach.  
Replaced/cleaned the street signs/median divide signs in Forest  
Trail and Hartnett Blvd. from vandalism.

**Storm Water/Drainage:**

The 53<sup>rd</sup> thru 57<sup>th</sup> Ave. storm water project initiated by Eadies  
Construction.  
Charleston County completing the repairs on 27<sup>th</sup> Ave.

**Special Project:**

Completed the testing for UST A/B Operator for Isle of Palms City  
Operators License.  
Coordinated the Recycle Day on the Isle of Palms:  
Charleston County Recycle (paint & hazard chemicals)  
360 Shred (document shredding)  
Creative Recycle (E-waste )





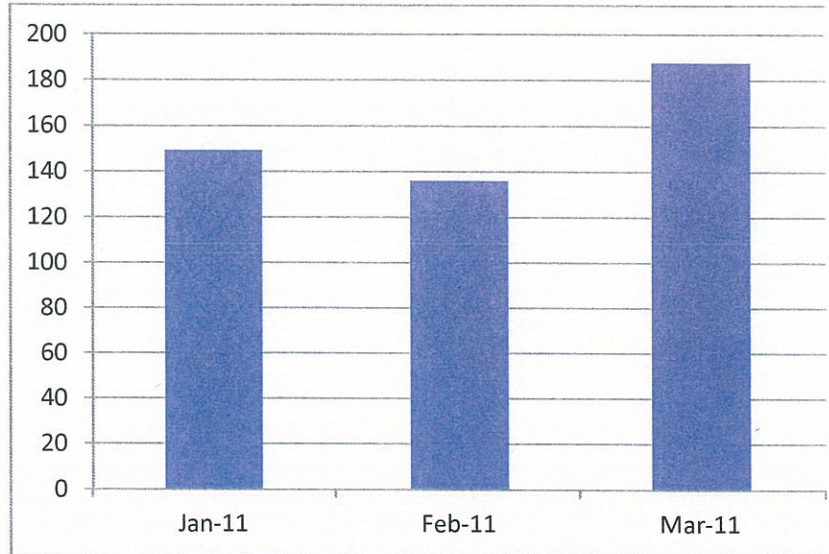
TONNAGE

	FY 2006	FY 2007	FY 2008	FY 2009	FY 2010	FY 2011
January	248.55	245.79	255.58	154.9	163.04	149.35
February	170.17	172.46	161.17	174.42	134.49	136.13
March	194.5	201.97	224.81	238.66	208.97	187.91
April	256.81	268.05	257.63	240.06	223.43	
May	329.46	291.22	307.39	275.02	202.79	
June	350.64	344.67	386.63	374.58	352.9	
July	411.06	401.61	428.42	427.97	410.92	
August	385.93	343.29	324.77	351.25	349.31	
September	241.97	237.28	243.67	252.55	181.61	
October	244.26	217.92	240.38	166.9	169.78	
November	252.01	209.49	210.16	203.71	186.79	
December	191.77	182.65	197.12	236.66	178.23	

# TONNAGE

## Carolina Waste

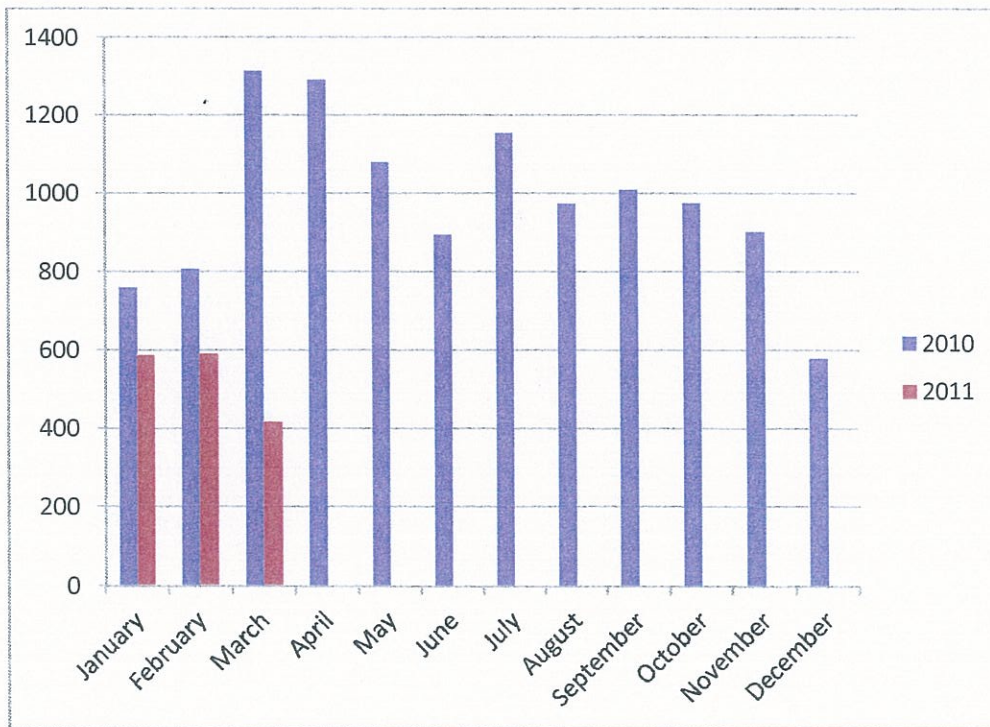
Jan-11	149.35
Feb-11	136.13
Mar-11	187.91



**YEARLY DEBRIS COMPARISON**

Cubic yards

Month	2010	2011
January	758.7	587.75
February	806.55	591.93
March	1314.1	419.42
April	1290.65	
May	1080.15	
June	893.7	
July	1154.8	
August	973.48	
September	1009.8	
October	975.83	
November	901.93	
December	580.75	





Spring 2011 Hazardous Materials Collection

We had 113 vehicles

Aerosol cans	74 cans
Acids	24 containers
Anti-Freeze	12 gallons
Batteries	25 car 76 ni-cads 1,504 alkaline
Cleaners	52 containers
Compounds	79 containers
Flammables	201 containers
Fluorescent bulbs	53 bulbs
Gas Cyl	7 containers
Glues	26 containers
Latex Paint	533 cans
Latex Paint	55 - 5 gal. buckets
Oil Filters	3 pieces
Oil Paint	239 cans
Oil Paint	23 - 5 gal. buckets
Pesticides	96 containers