

**City of Isle of Palms  
Department of Public Works  
November/December 2010  
Donnie Pitts- Director**

**Sanitation:**

Thirty minutes of overtime due to mechanical breakdown  
(Edgewater Alley) to report.

Two containers of metal in November/December.

24.85 tons and 10.82 tons of C&D were transported to the Bees  
Ferry landfill in November/ December.

**Landscaping/Road Maintenance:**

Serviced the pooper-scoopers 5 times in November/December.

Removed one buried trash barrel at Breach Inlet.

Cleaned the parking lot at Breach Inlet.

Cleaned the beach paths at 23<sup>rd</sup> thru 37<sup>th</sup> Ave.

Cleaned the sidewalk from 10<sup>th</sup> Ave. to 13<sup>th</sup> Ave.

Straightened street signs around the Island.

**Storm Water/Drainage :**

Charleston County Public Works repaired the stormwater pipes on  
27<sup>th</sup> and 28<sup>th</sup> Aves.

Eadies Drain and Vac. are cleaning the vegetation from the open  
ditch systems on the Island as part of the stormwater  
maintenance plan.

**SCDOT:**

Repaired the pothole at 41<sup>st</sup> Ave.


Patched the sink holes on Palm Blvd at 21<sup>st</sup> Ave.

City of Isle of Palms  
Public Works Department  
Tonnage Report

TONNAGE

	Bees Ferry	Montenay	Total
Jan-10	163.04	0	163.04
Feb-10	134.49	0	134.49
Mar-10	208.97	0	208.97
Apr-10	223.43	0	223.43
May-10	202.79	0	202.79
Jun-10	352.9	0	352.9
Jul-10	391.37	0	391.37
Aug-10	349.31	0	349.31
Sep-10	181.61	0	181.61
Oct-10	169.78	0	169.78
Nov-10	186.79	0	186.79
Dec-10	132.02	0	132.02

ISLE OF PALMS YARD DEBRIS CUBIC YARDS BY MONTH



Bees Ferry  
 4B  
 Total


City of Isle of Palms  
Public Works Department  
Tonnage Report

Assume 1 ton delivered to Bees Ferry equals 2.5 cubic yards of debris

CUBIC YARDS

	Bees Ferry	4B	Total
Jan-10	95.7	663	758.7
Feb-10	143.55	663	806.55
Mar-10	209.1	1105	1314.1
Apr-10	406.65	884	1290.65
May-10	264.13	816	1080.15
Jun-10	162.7	731	893.7
Jul-10	151.8	1003	1154.8
Aug-10	72.48	901	973.48
Sep-10	125.8	884	1009.8
Oct-10	108.83	867	975.83
Nov-10	85.93	816	901.93
Dec-10	53.78	527	580.78

# City of Isle of Palms Household Garbage Tonnage Comparison




City of Isle of Palms  
Public Works Department  
Tonnage Report

TONNAGE

	FY 2006	FY 2007	FY 2008	FY 2009	FY 2010
July	411.06	401.61	428.42	427.97	410.92
August	385.93	343.29	324.77	351.25	349.31
September	241.97	237.28	243.67	252.55	181.61
October	244.26	217.92	240.38	166.9	169.78
November	252.01	209.49	210.16	203.71	186.79
December	191.77	182.65	197.12	236.66	178.23
January	248.55	245.79	255.58	154.9	163.04
February	170.17	172.46	161.17	174.42	134.49
March	194.5	201.97	224.81	238.66	208.97
April	256.81	268.05	257.63	240.06	223.43
May	329.46	291.22	307.39	275.02	202.79
June	350.64	344.67	386.63	374.58	352.9

# ISLE OF PALMS GARBAGE TONNAGE BY MONTH



Date	Name	Address	Service Provided	Phone #
8-Dec	Lee Huiett	#1 Commons Court	remove console tv from house	886-2926
9-Dec	Carol Neilson	2802 Waterway	late garbage	
9-Dec	Allen Moore	3402 Hartnett	late garbage	

---