



ISLE OF PALMS POLICE DEPARTMENT

MONTHLY REPORT

September 2022



SIGNIFICANT DEPARTMENTAL ACTIONS

During the month of September, Officer S. Kowsky was named Employee of the Third Quarter and Officer J. Sosner graduated the Police Academy.

Employees volunteered to judge the First United Methodist Chili Cookoff and Dessert Contest.

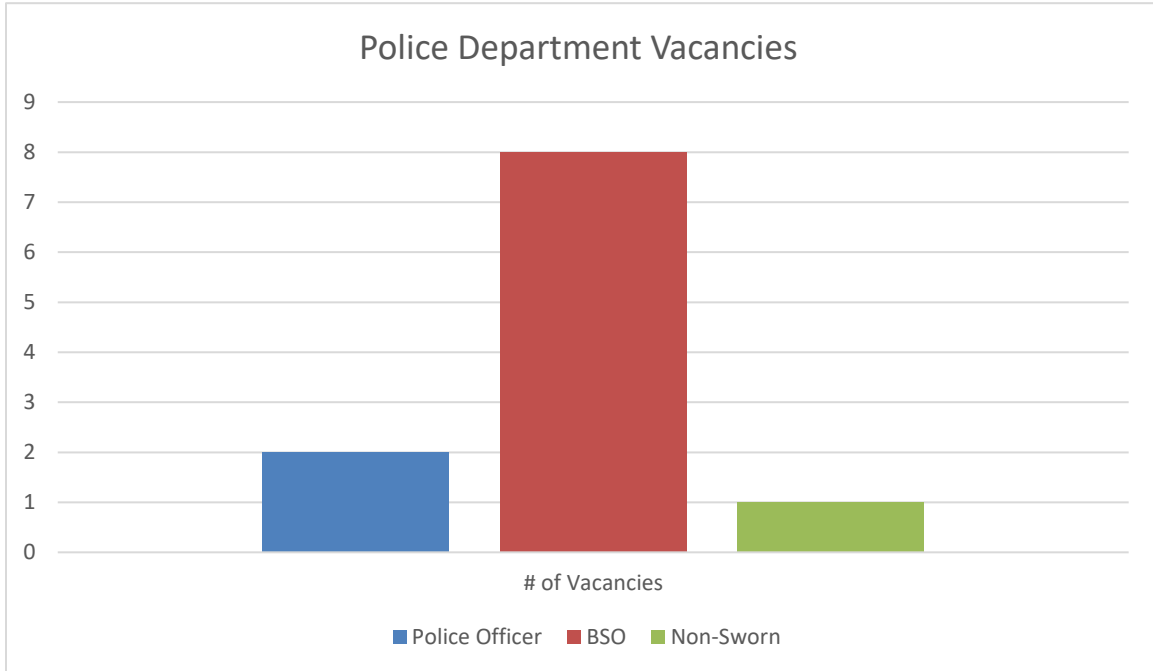
Incidents of interest in September include 50 arrests, 318 traffic stops, 21 drug related charges, 37 speeding citations and 5 arrests for driving under the influence.

ACTIVITY SUMMARY	SEPT	YTD	SEPT	YTD
	2022	2022	2021	2021
Calls for Service	866	8896	876	9288
Incident Reports	99	629	50	510
Traffic Collisions	9	94	6	78
Traffic Stops	318	2975	296	3057
Bicycle Stops	1	9	N/A	N/A
Golf Cart Stops	20	90	N/A	N/A
Marine Calls for Service	0	31	N/A	N/A
Arrests	50	406	45	421
State Law Violations	158	1335	107	1097
City Ordinance Violations	5	14	11	81
Warning Citations	230	2134	254	2367
Parking Citations	65	2839	132	5912
Isle of Palms Warrants Served	13	64	22	70
Criminal Investigations-Cases Opened	14	103	11	125
Criminal Investigations-Cases Closed	6	38	4	47
Training Hours	85	2446	98	1543
Livability Cases	0	13	3	22
Coyote Sightings	6	47	7	107
Beach Wheel Chairs Issued	5	69	N/A	N/A
REPORTS BY OFFENSE TYPES	SEPTEMBER		YTD	
	2022			
DUI	5		92	
Other Alcohol Offense	8		78	
Arson/Suspicious Fire	0		0	
Rape/Sexual Assault	0		0	
Assault	5		30	
Indecent Exposure	0		0	
Harassment	1		3	
Drug Incident	21		146	
Homicide/Manslaughter	0		0	
Traffic	36		200	
DUS	13		77	
Robbery	0		0	
Burglary	1		4	
Theft from Motor Vehicle	0		2	
Motor Vehicle Theft	0		2	
Larceny	7		46	
Fraud	3		34	
Suicide (Actual or Attempted)	0		2	
Vandalism	3		16	
Weapon Law Violations	0		9	
All Other Offenses	19		200	
TOTAL	122		941	

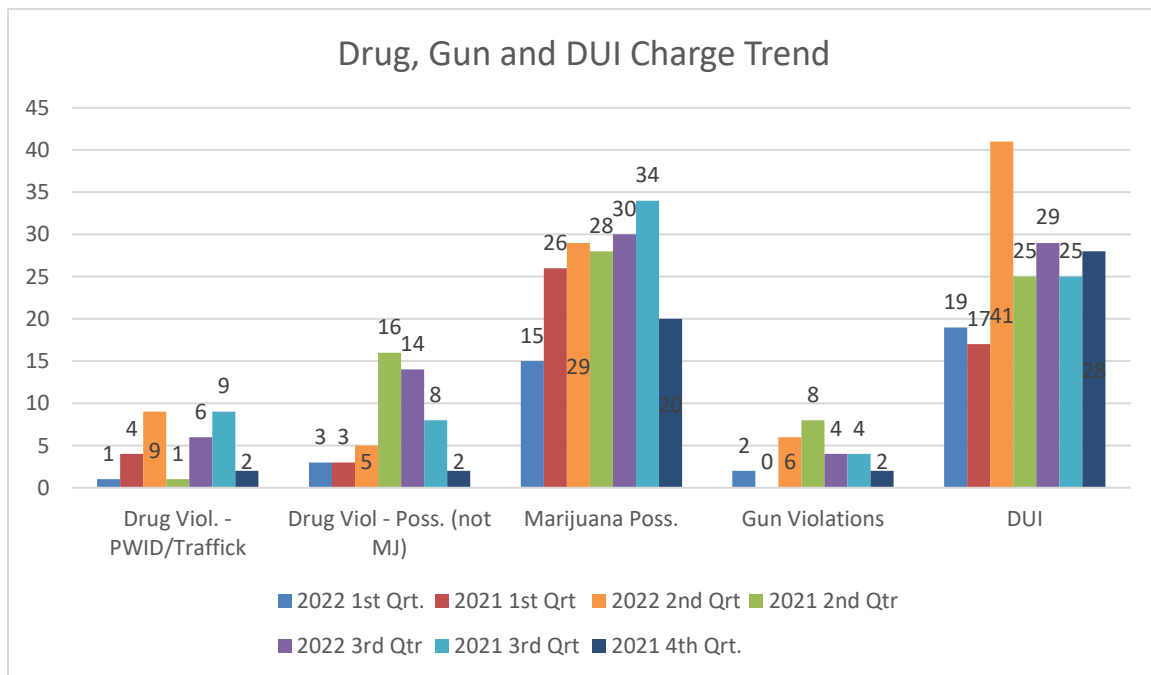
CHARGES	SEPT	YTD	SEPT	YTD
	2022	2022	2021	2021
Assault	0	4	3	7
Domestic Violence	2	7	0	3
Public Disorderly	3	33	4	58
Burglary	0	0	0	0
Possession of Stolen Vehicle	0	0	0	0
Grand Larceny	1	1	0	1
All Other Larceny	0	1	2	9
Fraud	0	0	1	2
Gun Violation	1	12	0	12
Drug Violations/Sale/Manufacture/ Distribution/Etc.	2	16	8	14
Possession of Controlled Substance	0	9	1	7
Other Drug Possession Methamphetamine/ Cocaine/Cocaine Base/Ecstasy/MDMA/Etc.	4	13	4	20
Simple Possession of Marijuana/Possession 1 oz. or less	9	74	6	89
Drug Equipment Violation	6	40	3	27
Vandalism/Damage to Property	0	1	0	2
Driving Under Suspension	14	84	12	76
Driving Under Influence	5	89	7	72
Other Alcohol Violation	8	80	16	126
Speeding	37	241	19	138
Other Traffic Related	74	676	37	494
Golf Cart Violation	1	13	0	4
Moped Violation	0	0	0	0
Marine Violation	0	2	N/A	N/A
Resisting/Hindering/Assaulting Public Official or Police Officer	0	7	2	9
False Information to Police	1	2	1	8
Failure to Stop for Police/Evade/Elude	1	2	0	3
Animal Violation	0	6	2	12
Noise Violation	0	1	0	8
Littering	1	1	0	2
Indecent Exposure	0	0	0	0
Business License	1	2	3	24
All Other Charges	3	16	9	22
TOTAL	174	1433	140	1249



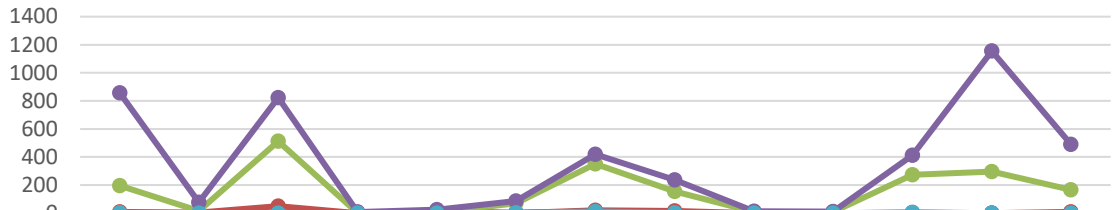
ISLE OF PALMS POLICE DEPARTMENT MONTHLY REPORT SEPTEMBER 2022



Sworn Vacancies – 9 % (2 Police Officer) (1 in Academy, 1 in Pre-Academy)
Beach Service Officer Vacancies – 80% (8 Beach Services)
Non-Sworn Vacancies – 12.5% (1 Part Time Code Enforcement)



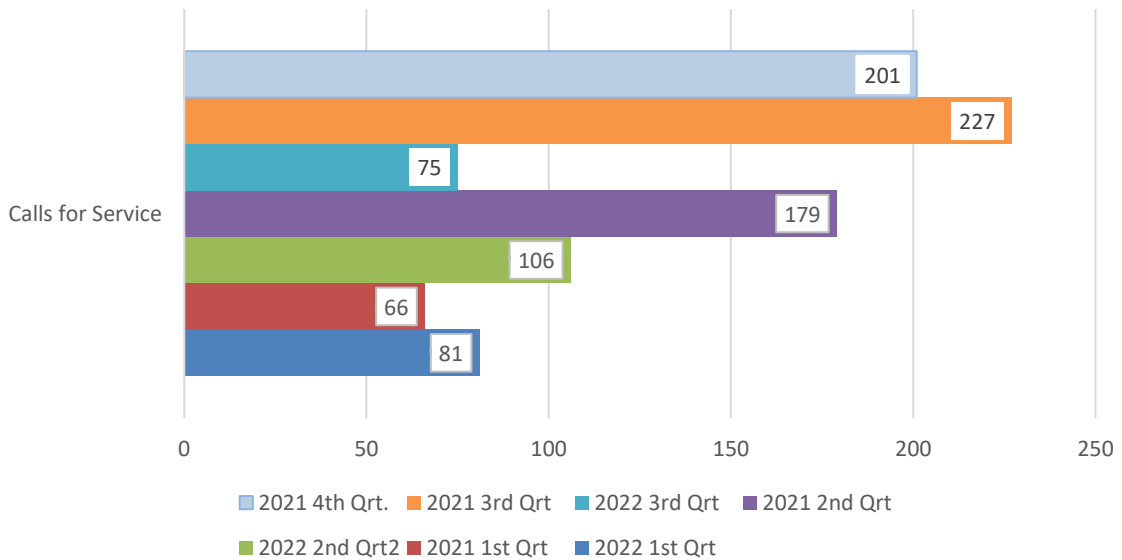
Parking Citations by Violation



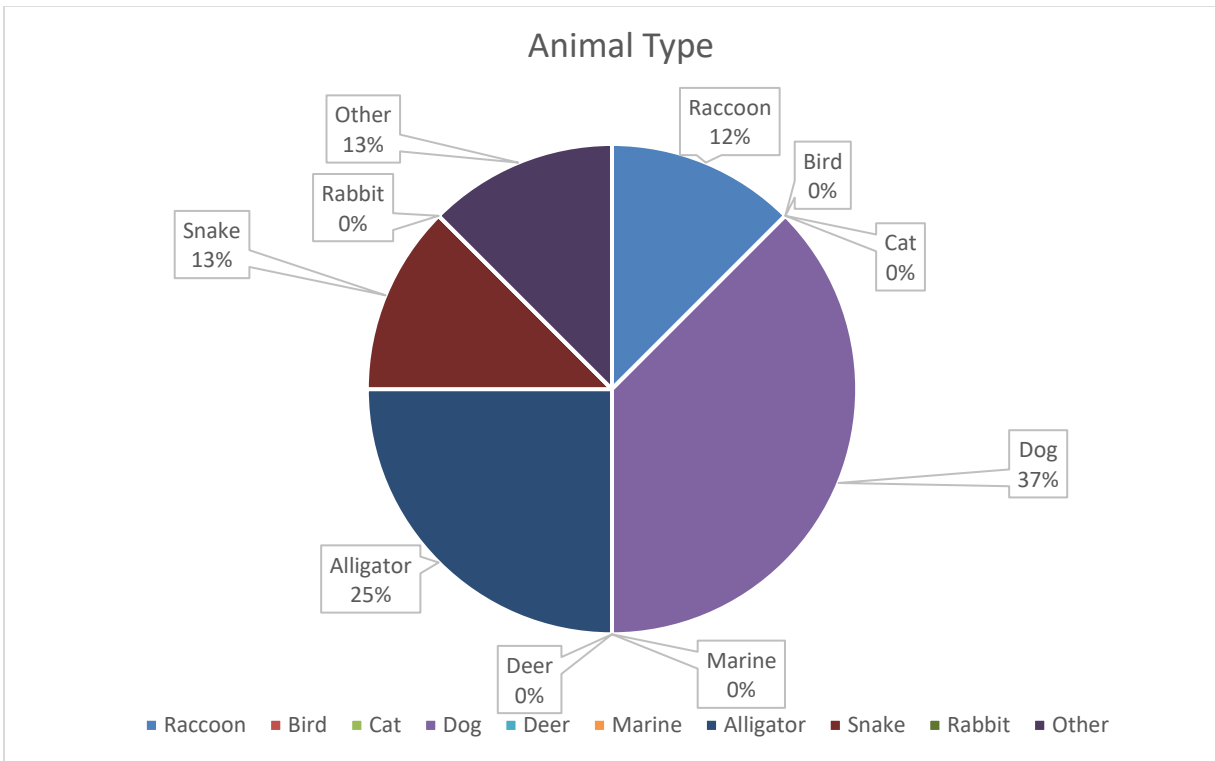
	4ft. Off Pavement	Fire Hydrant	Residential Only	Handicap Parking	Double Parking	Parallel Parking	Wrong Direction	Parking on Pavement	Loading Zone	Vehicle Boot	No Parking Zone	Meter Violation	Other
Jan/Feb 2022	1	0	2	0	0	5	11	4	0	1	3	0	2
Jan/Feb 2021	9	5	50	0	20	0	20	16	1	1	5	0	8
Mar - Oct. 2022	196	15	512	1	5	71	351	156	9	8	274	297	166
Mar - Oct 2021	857	77	823	8	24	87	420	238	13	11	413	1,155	489
Nov & Dec-21	2	0	1	0	0	3	12	3	0	0	5	0	0

Jan/Feb 2022 Jan/Feb 2021 Mar - Oct. 2022 Mar - Oct 2021 Nov & Dec-21

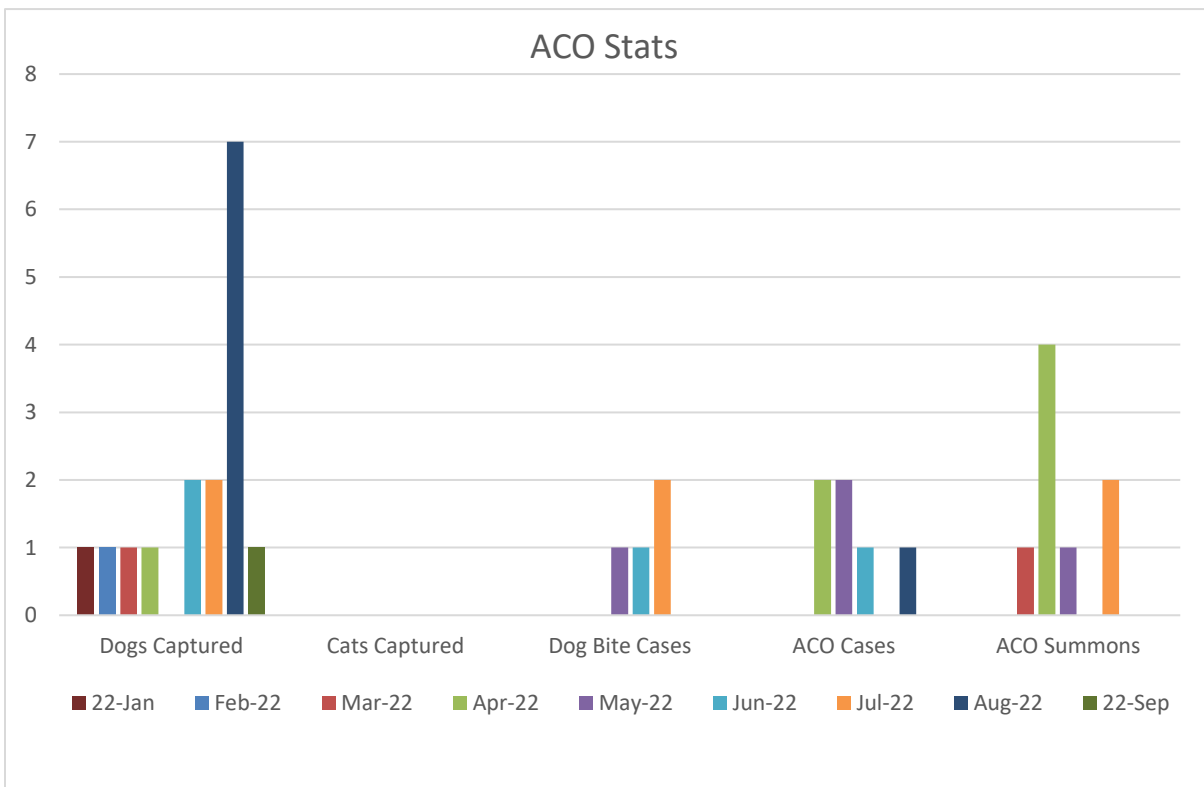
Animal Control Calls for Service



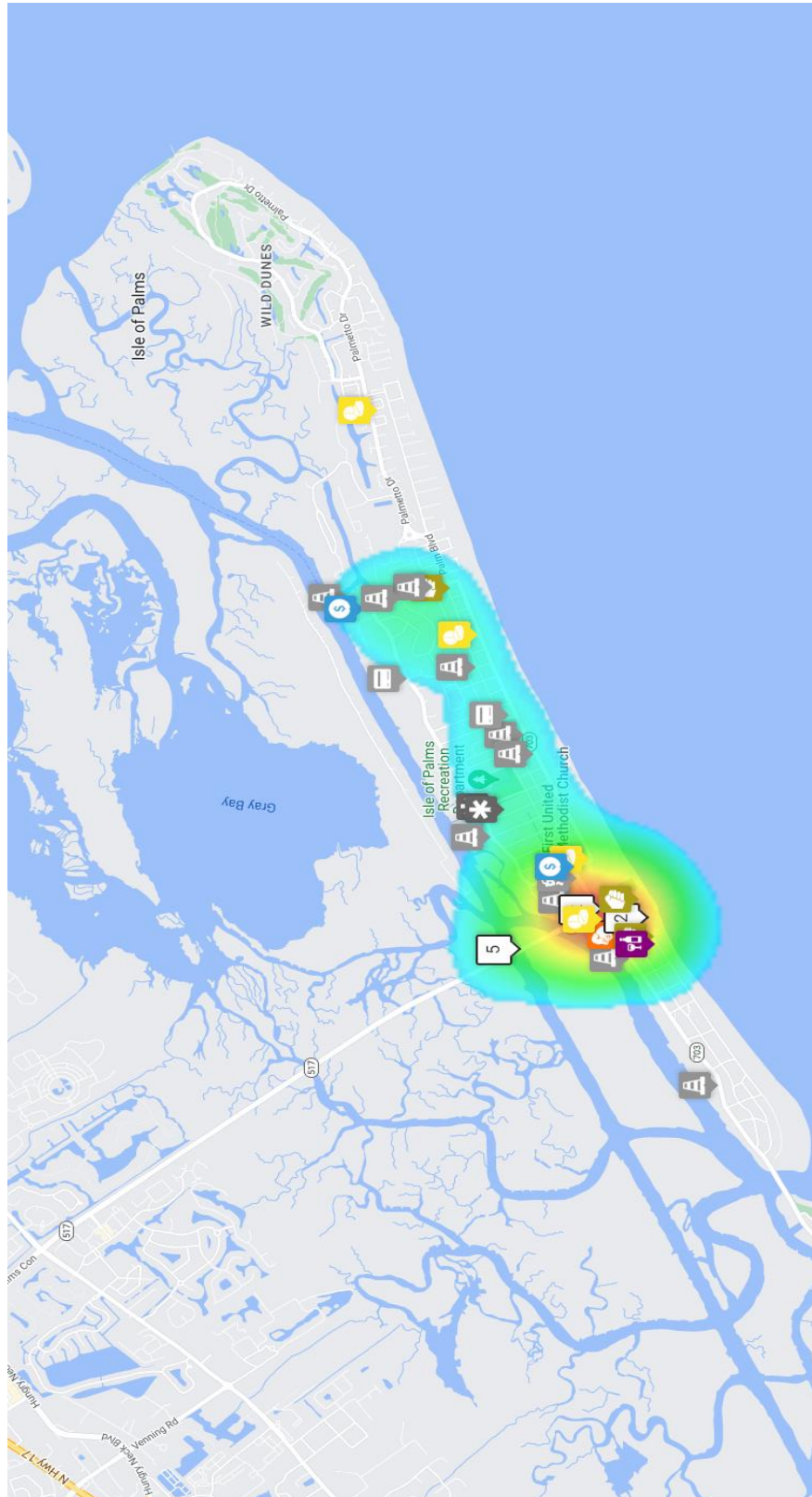
ANIMAL CONTROL ANIMAL TYPE – SEPTEMBER



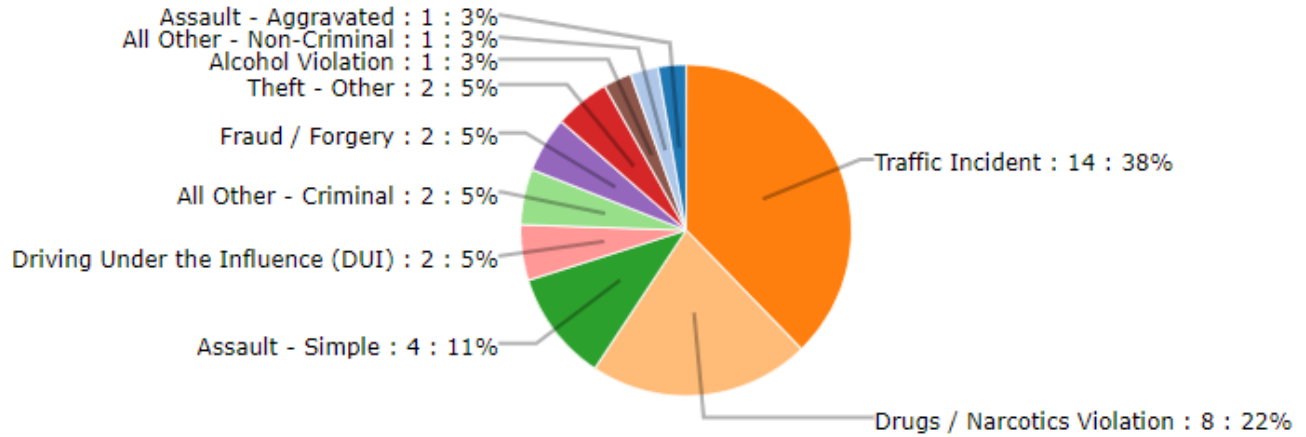
Animal Control Officer Stats



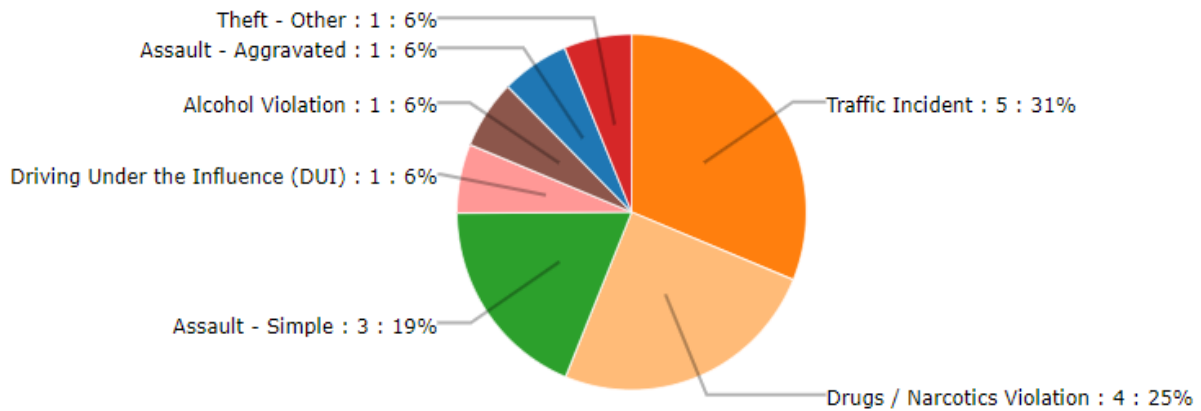
Incident Report Density/Heat Map – SEPTEMBER 2022

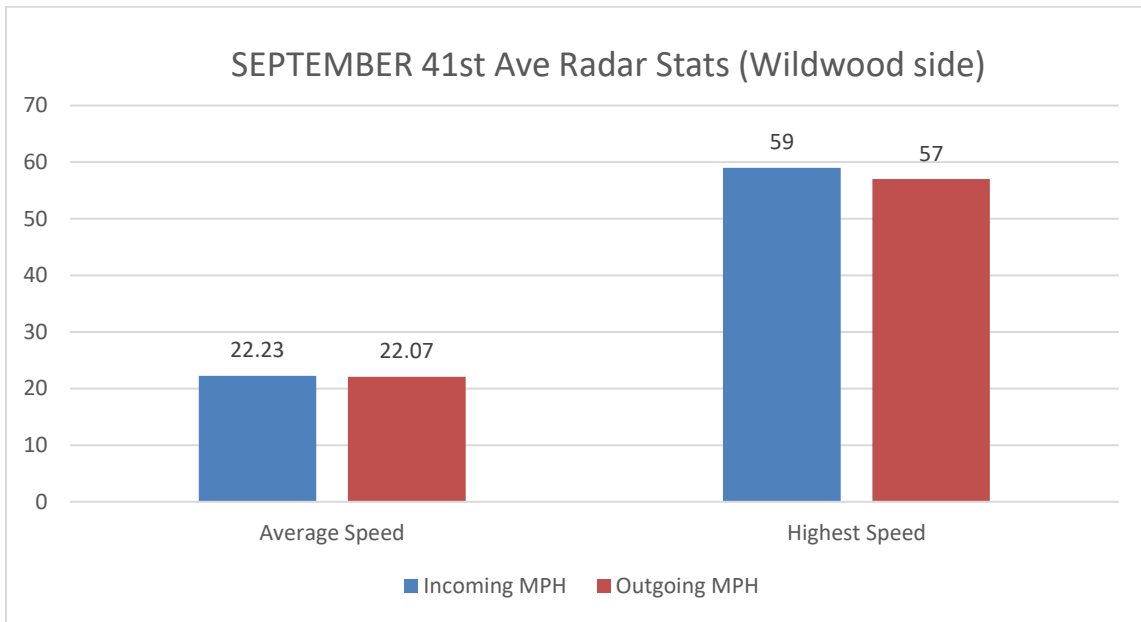


REPORTED INCIDENT CRIME CLASS TYPES SEPTEMBER 2022



REPORTED INCIDENT CRIME CLASS TYPES (RED AREA)



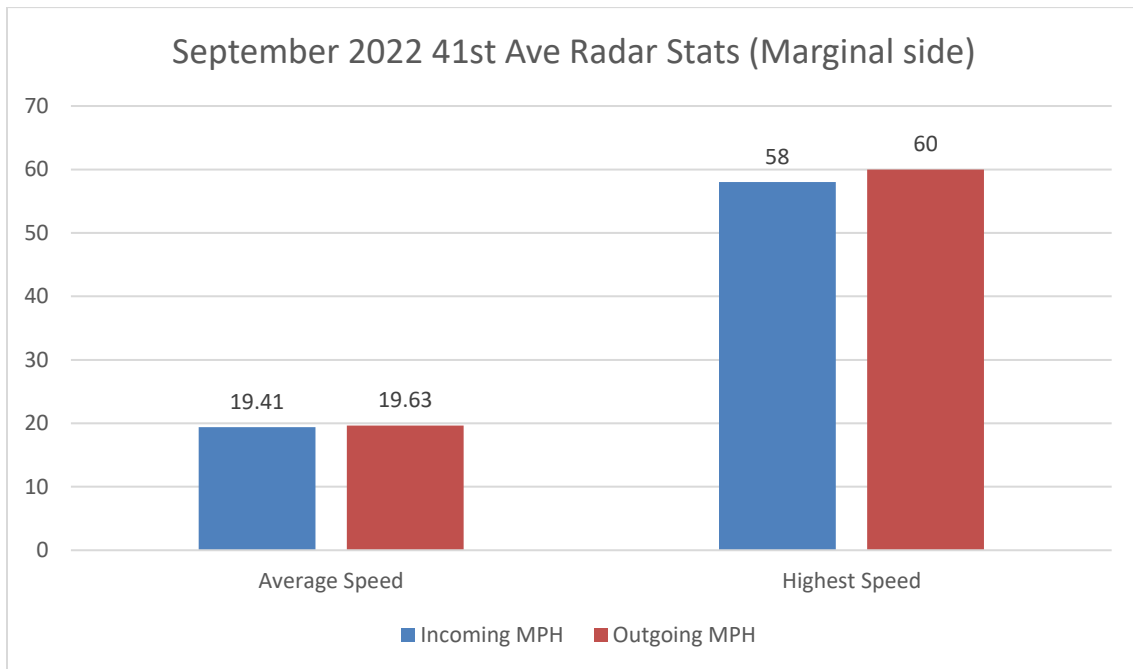


*Busiest day of the month: September 4th (incoming and outgoing)

*Busiest half hour:

- September 4th - 3:00 pm - 3:30 pm, 74 vehicles (incoming)

- September 4th - 1:00 pm - 1:30 pm, 103 vehicles (outgoing)



*Busiest days of the month: September 4th (incoming and outgoing)

*Busiest half hour:

- September 4th - 1:00 pm – 1:30 pm, 71 vehicles (incoming)

- September 4th - 4:00 pm – 4:30 pm, 47 vehicles (outgoing)